

KINERJA PERDAGANGAN LUAR NEGERI MEI 2021

KINERJA EKSPOR MEI 2021

Pertumbuhan (%)

YoY: Mei 2021 dibandingkan Mei 2020
MoM: Mei 2021 dibandingkan April 2021

TOTAL EKSPOR

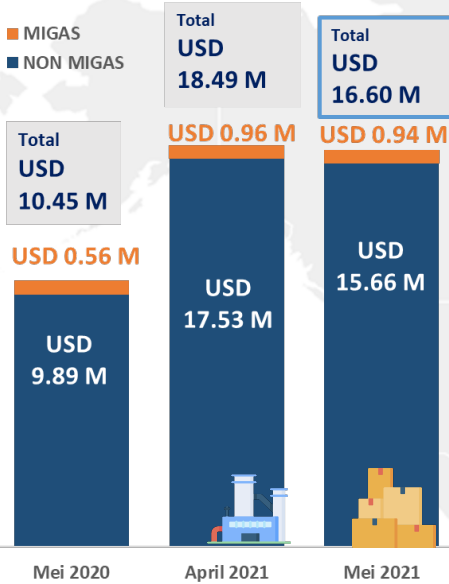
▲ 58.76% (YoY)
▼ -10.25% (MoM)

EKSPOR MIGAS

▲ 66.99% (YoY)
▼ -2.68% (MoM)

EKSPOR NON MIGAS

▲ 58.30% (YoY)
▼ -10.67% (MoM)



EKSPOR TERBESAR



*Pertumbuhan MoM

KINERJA IMPOR MEI 2021

Pertumbuhan (%)

YoY: Mei 2021 dibandingkan Mei 2020
MoM: Mei 2021 dibandingkan April 2021

TOTAL IMPOR

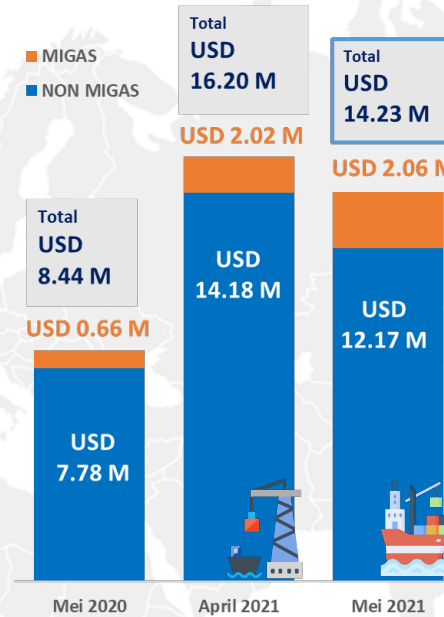
▲ 68.68% (YoY)
▼ -12.16% (MoM)

IMPOR MIGAS

▲ 213.61% (YoY)
▲ 1.90% (MoM)

IMPOR NON MIGAS

▲ 56.44% (YoY)
▼ -14.16% (MoM)



IMPOR TERBESAR



*Pertumbuhan MoM

NERACA PERDAGANGAN INDONESIA, MEI 2020 – MEI 2021

USD Miliar ■ Neraca Non Migas ■ Neraca Migas ■ Neraca Total



SURPLUS

USA USD 0.86 M
Filipina USD 0.54 M
India USD 0.32 M

DEFISIT

RRT USD 0.38 M
Australia USD 0.37 M
Singapura USD 0.34 M

NEGARA TUJUAN EKSPOR NONMIGAS MEI 2021

🇨🇳 RRT USD 3.47 M ▼ -11.72%

🇺🇸 USA USD 1.70 M ▼ -16.22%

🇯🇵 JEPANG USD 1.10 M ▼ -17.14%

🇲🇾 MALAYSIA USD 0.83 M ▼ -8.92%

🇮🇳 INDIA USD 0.83 M ▼ -25.93%

NEGARA ASAL IMPOR TOTAL MEI 2021

🇨🇳 RRT USD 4.09 M ▼ -10.42%

🇸🇬 SINGAPURA USD 1.21 M ▼ -8.38%

🇯🇵 JEPANG USD 0.92 M ▼ -25.67%

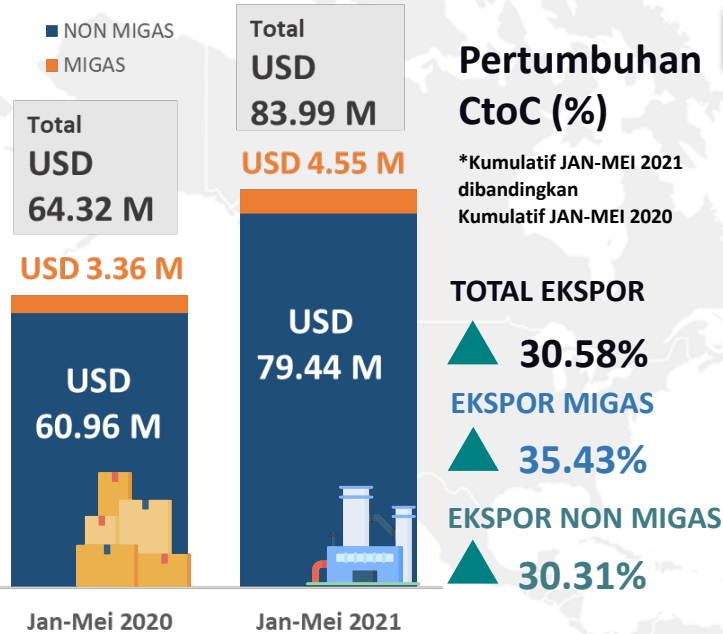
🇺🇸 USA USD 0.84 M ▼ -11.93%

🇰🇷 KORSEL USD 0.70 M ▼ -5.63%

*Pertumbuhan MoM

KINERJA PERDAGANGAN LUAR NEGERI JANUARI-MEI 2021

KINERJA EKSPOR JAN-MEI 2021

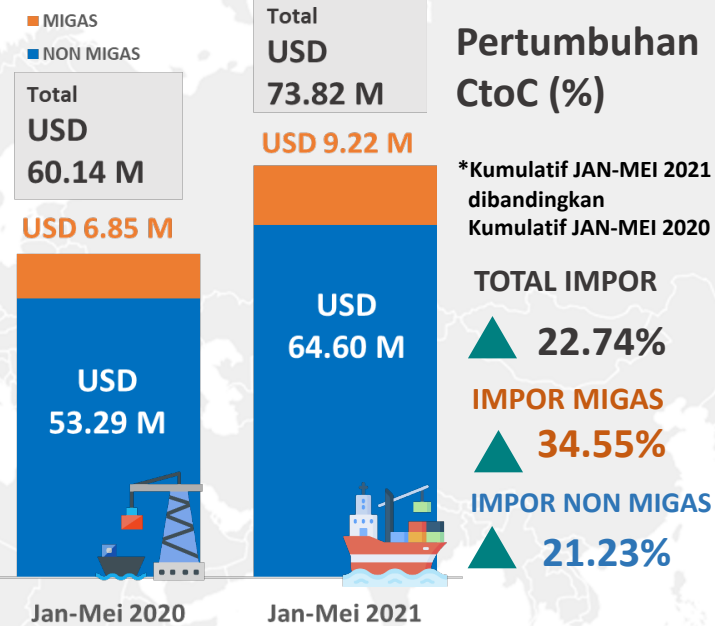


EKSPOR TERBESAR

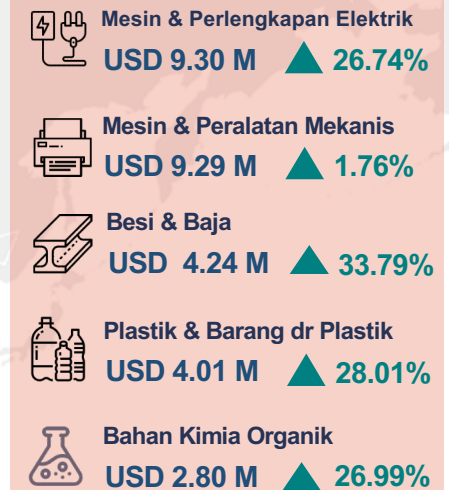


*Pertumbuhan CtoC

KINERJA IMPOR JAN-MEI 2021

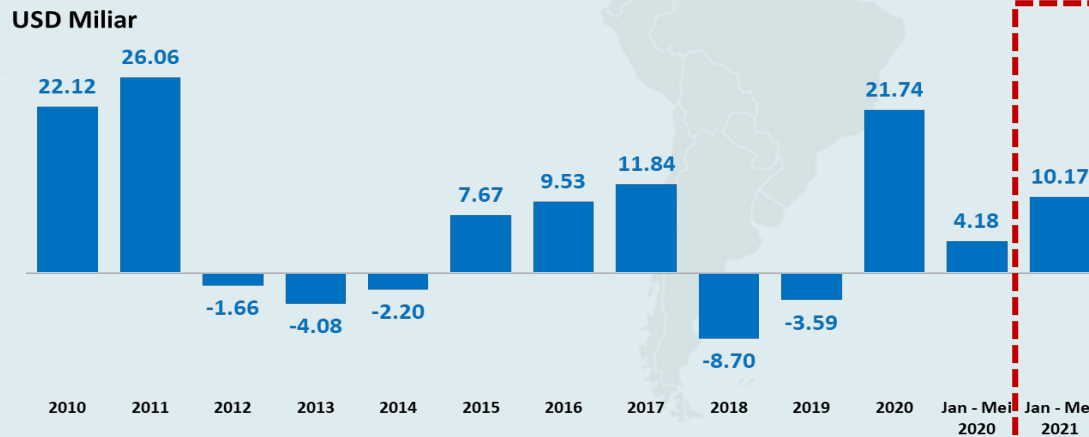


IMPOR TERBESAR



*Pertumbuhan CtoC

NERACA PERDAGANGAN INDONESIA, 2010 - JAN-MEI 2021



SURPLUS



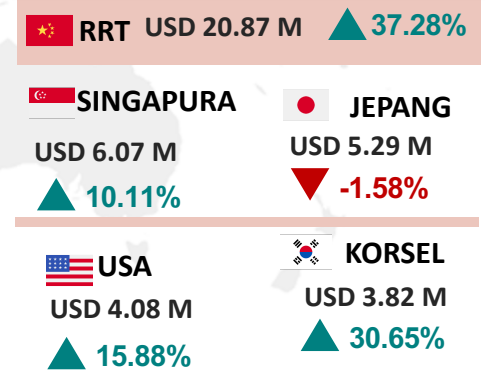
DEFISIT



NEGARA TUJUAN EKSPOR NONMIGAS JAN-MEI 2021



NEGARA ASAL IMPOR TOTAL JAN-MEI 2021



*Pertumbuhan CtoC