

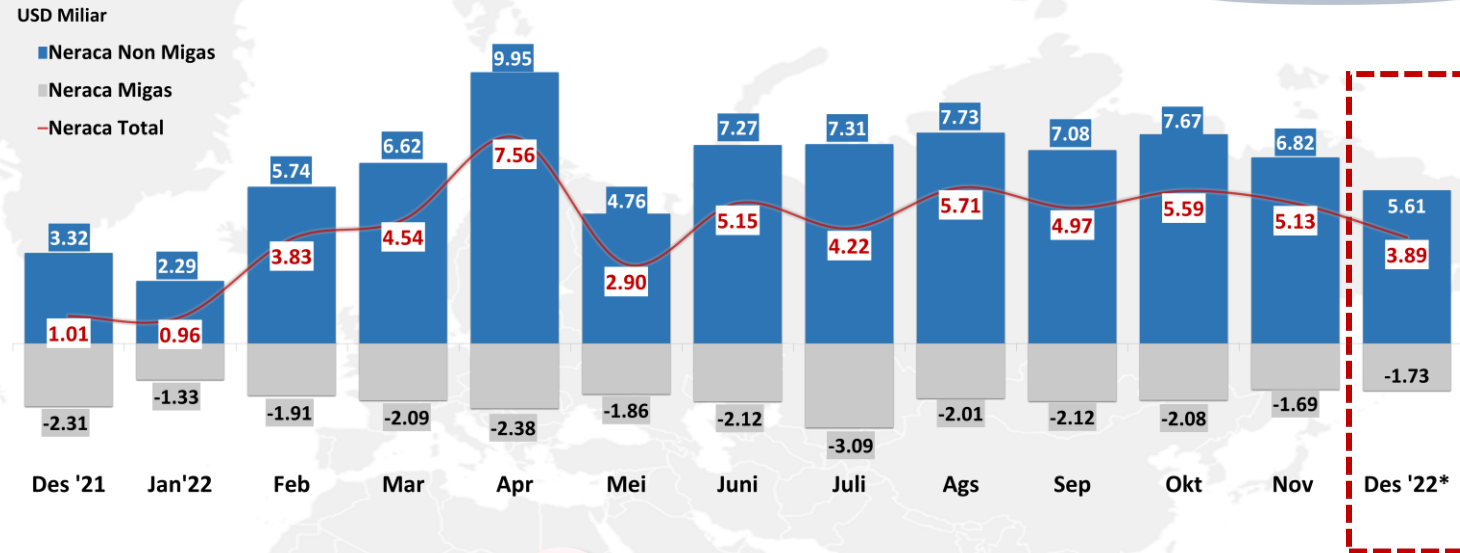
# NERACA PERDAGANGAN LUAR NEGERI DESEMBER 2022

Sumber: BPS, diolah dan disusun oleh Puska EIPP, BKPerdag  
\*) Ket: Desember 2022 (Angka Sementara)





## NERACA PERDAGANGAN INDONESIA, DESEMBER 2021 – DESEMBER 2022

Surplus neraca perdagangan Indonesia Desember 2022 sebesar USD 3,89 miliar lebih rendah dibanding bulan November 2022 yang mengalami surplus sebesar USD 5,13 miliar.








### NEGARA PENYUMBANG SURPLUS (Total)

	AS	USD 1.11 M		Jepang	USD 0.79 M
	India	USD 0.98 M		Pakistan	USD 0.44 M
	Filipina	USD 0.87 M			

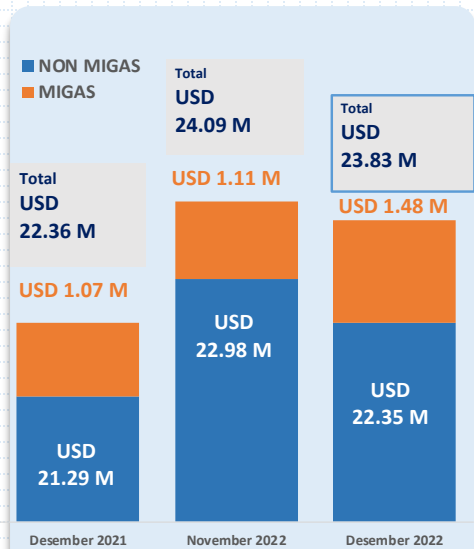


### NEGARA PENYEBAB DEFISIT (Total)

	Australia	USD 0.59 M		Nigeria	USD 0.24 M
	Brazil	USD 0.29 M		Jerman	USD 0.21 M
	Singapura	USD 0.26 M			



## KINERJA EKSPOR DESEMBER 2022\*

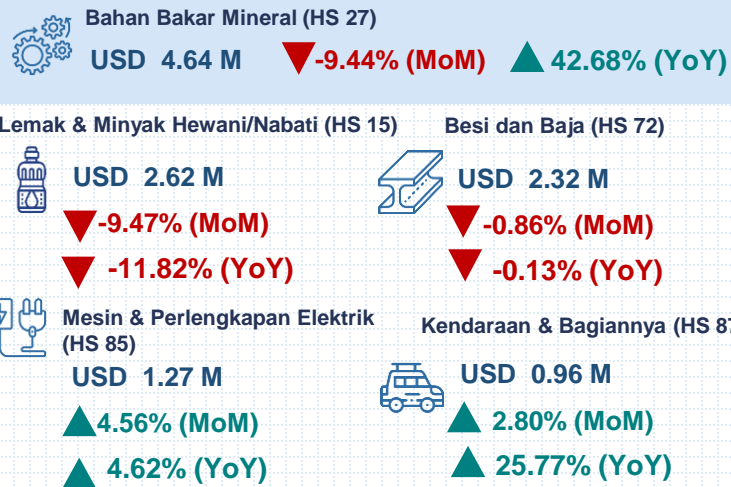


## Pertumbuhan (%)

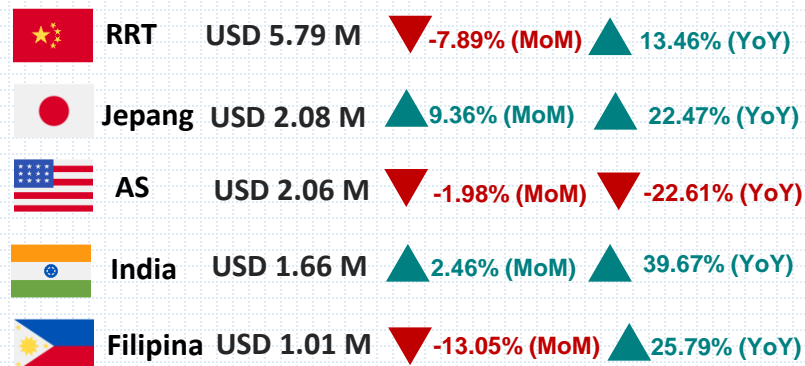
MoM: DESEMBER 2022\* dibandingkan NOVEMBER 2022  
YoY: DESEMBER 2022\* dibandingkan DESEMBER 2021



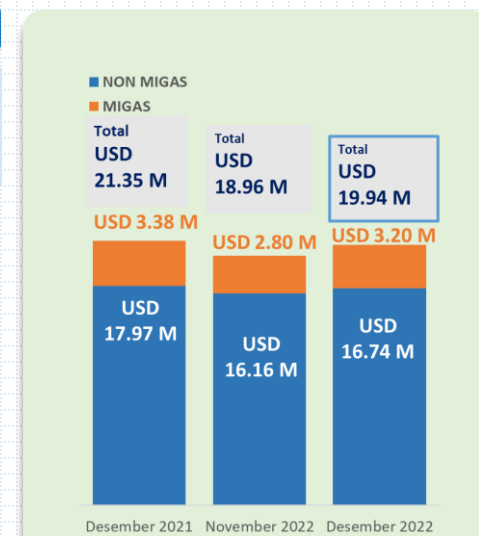
## EKSPOR NON MIGAS TERBESAR DESEMBER 2022\*



## NEGARA TUJUAN EKSPOR NON MIGAS DES 2022




## KINERJA IMPOR DESEMBER 2022\*

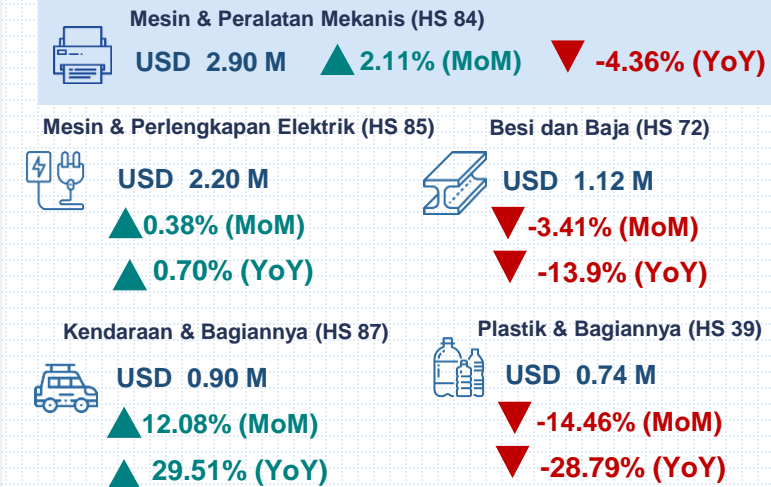


## Pertumbuhan (%)

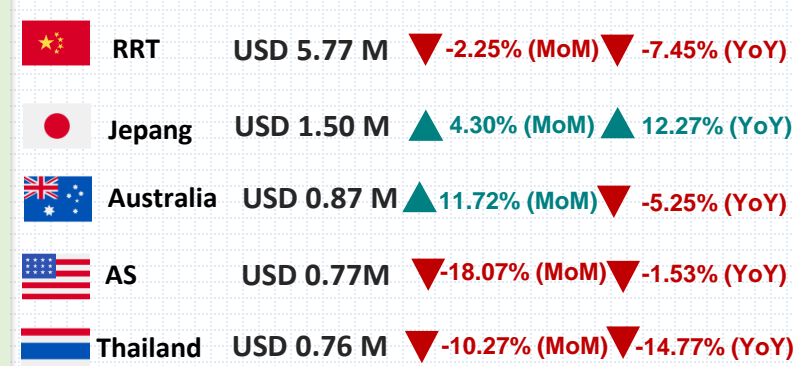
MoM: DESEMBER 2022\* dibandingkan NOVEMBER 2022  
YoY: DESEMBER 2022\* dibandingkan DESEMBER 2021



## IMPOR NON MIGAS TERBESAR DESEMBER 2022\*

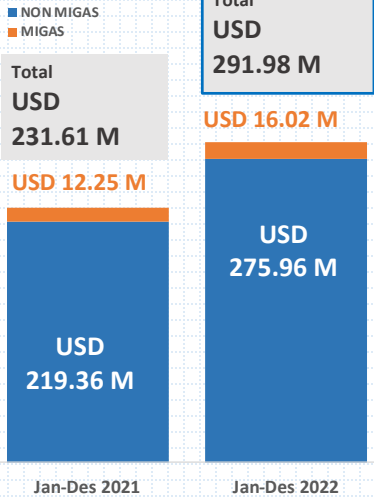


## NEGARA ASAL IMPOR NON MIGAS DES 2022





### KINERJA EKSPOR JANUARI-DESEMBER 2022\*



### Pertumbuhan CtoC (%)

\*Kumulatif JAN-DES 2022 dibandingkan Kumulatif JAN-DES 2021

#### TOTAL EKSPOR

▲ 26.07%

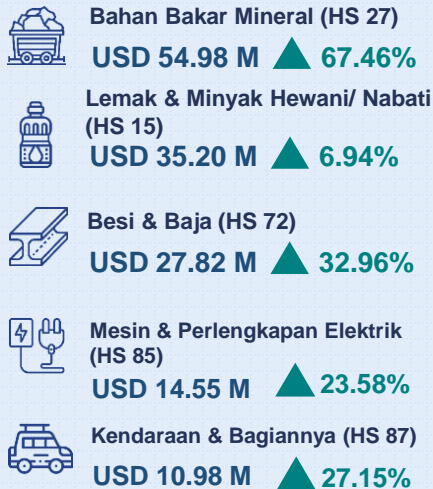
#### EKSPOR MIGAS

▲ 30.82%

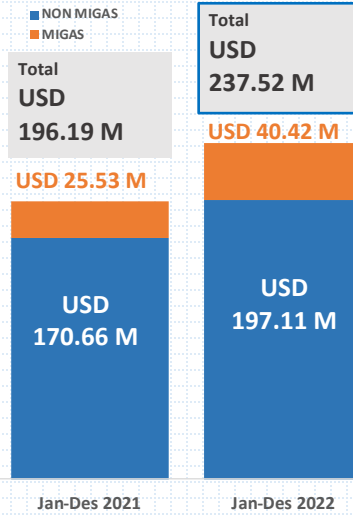
#### EKSPOR NON MIGAS

▲ 25.80%

### EKSPOR NON MIGAS TERBESAR



### KINERJA IMPOR JANUARI-DESEMBER 2022\*



### Pertumbuhan CtoC (%)

\*Kumulatif JAN-DES 2022 dibandingkan Kumulatif JAN-DES 2021

#### TOTAL IMPOR

▲ 21.07%

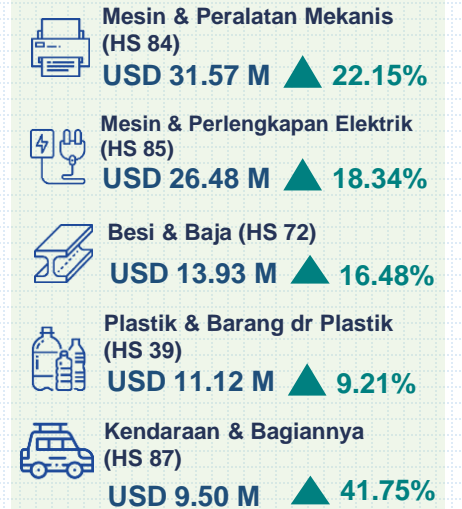
#### IMPOR MIGAS

▲ 58.31%

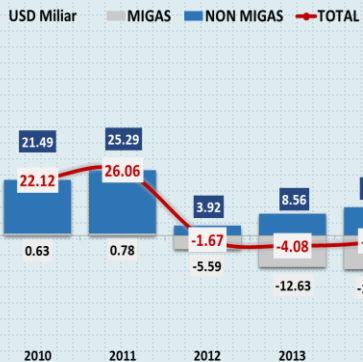
#### IMPOR NON MIGAS

▲ 15.50%

### IMPOR NON MIGAS TERBESAR



### NERACA PERDAGANGAN INDONESIA, 2010 – 2022



### SURPLUS (Total)

AS	USD 16.59 M
India	USD 14.05 M
Filipina	USD 11.41 M

### DEFISIT (Total)

Australia	USD 6.39 M
Singapura	USD 5.01 M
Thailand	USD 2.82 M

### NEGARA TUJUAN EKSPOR NON MIGAS JAN-DES 2022

RRT	USD 63.55 M ▲ 24.38%
AS	USD 28.20 M ▲ 13.01%
INDIA	USD 23.29 M ▲ 77.68%
JEPANG	USD 23.19 M ▲ 37.29%
MALAYSIA	USD 13.56 M ▲ 27.54%

### NEGARA ASAL IMPOR NON MIGAS JAN-DES 2022

RRT	USD 67.72 M ▲ 20.45%
SINGAPURA	USD 19.41 M ▲ 25.60%
JEPANG	USD 17.18 M ▲ 17.29%
MALAYSIA	USD 12.48 M ▲ 32.00%
KORSEL	USD 11.72 M ▲ 24.30%