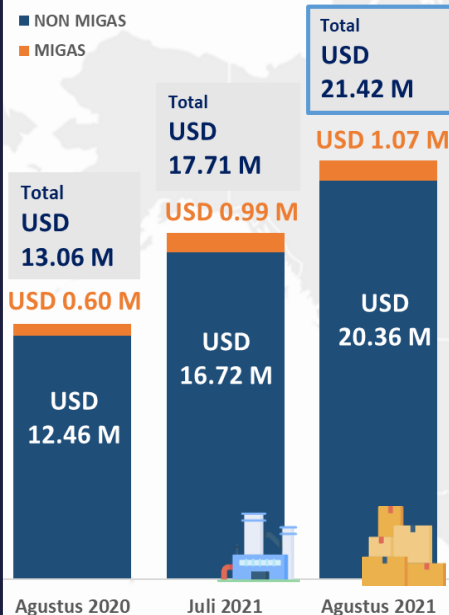


KINERJA PERDAGANGAN LUAR NEGERI AGUSTUS 2021

KINERJA EKSPOR AGUSTUS 2021



Pertumbuhan (%)

YoY: AGUSTUS 2021 dibandingkan AGUSTUS 2020
MoM: AGUSTUS 2021 dibandingkan JULI 2021

TOTAL EKSPOR

▲ 64.10% (YoY)
▲ 20.95% (MoM)

EKSPOR MIGAS

▲ 77.93% (YoY)
▲ 7.48% (MoM)

EKSPOR NON MIGAS

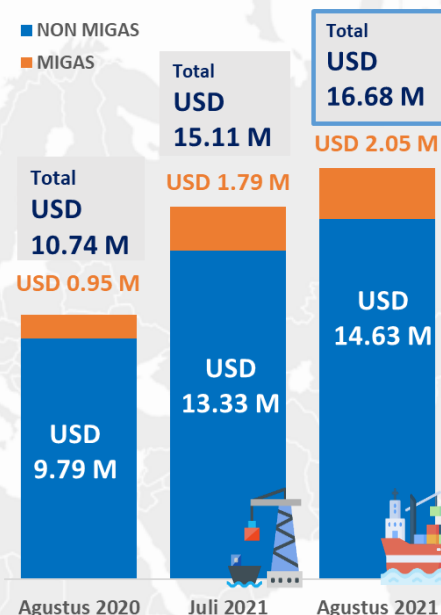
▲ 63.43% (YoY)
▲ 21.75% (MoM)

EKSPOR TERBESAR



*Pertumbuhan MoM

KINERJA IMPOR AGUSTUS 2021



Pertumbuhan (%)

YoY: AGUSTUS 2021 dibandingkan AGUSTUS 2020
MoM: AGUSTUS 2021 dibandingkan JULI 2021

TOTAL IMPOR

▲ 55.26% (YoY)
▲ 10.35% (MoM)

IMPOR MIGAS

▲ 115.75% (YoY)
▲ 14.74% (MoM)

IMPOR NON MIGAS

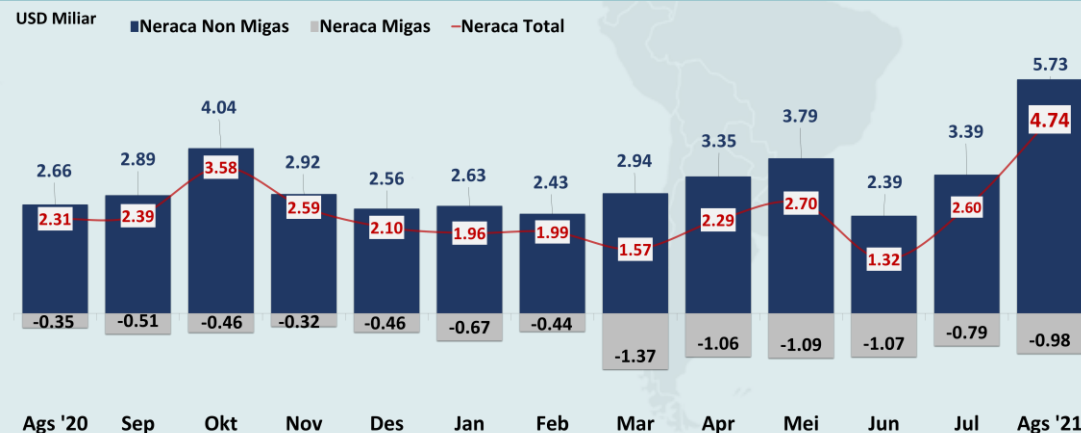
▲ 49.39% (YoY)
▲ 9.76% (MoM)

IMPOR TERBESAR



*Pertumbuhan MoM

NERACA PERDAGANGAN INDONESIA, AGUSTUS 2020 – AGUSTUS 2021



SURPLUS

AS USD 1.17 M
India USD 1.05 M
Filipina USD 0.58 M

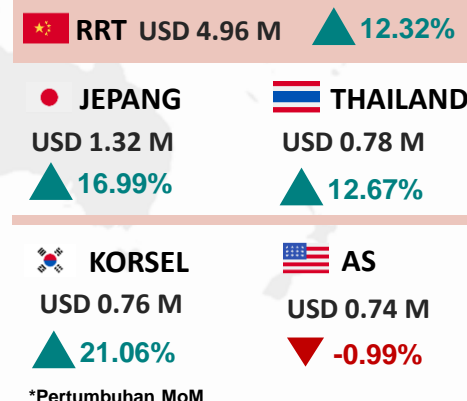
DEFISIT

Australia USD 0.50 M
Thailand USD 0.30 M
Arab Saudi USD 0.24 M

NEGARA TUJUAN EKSPOR NONMIGAS AGUSTUS 2021



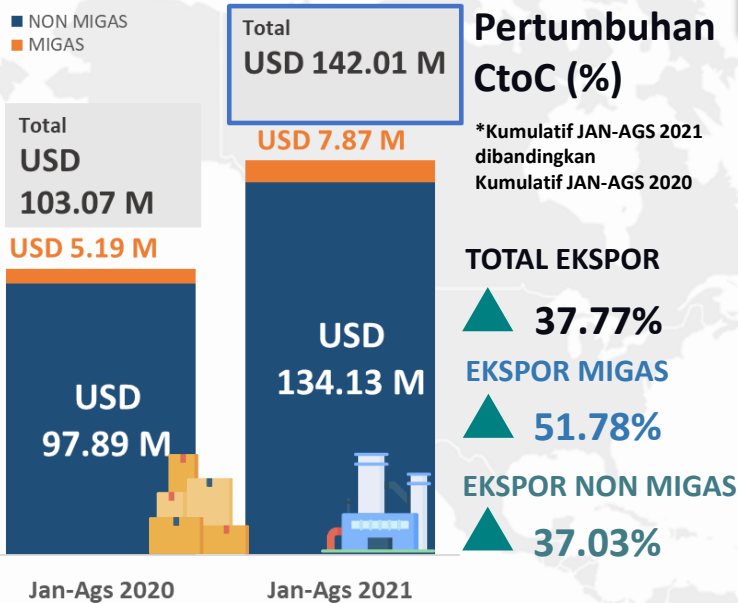
NEGARA ASAL IMPOR NONMIGAS AGUSTUS 2021



*Pertumbuhan MoM

KINERJA PERDAGANGAN LUAR NEGERI JANUARI-AGUSTUS 2021

KINERJA EKSPOR JANUARI-AGUSTUS 2021

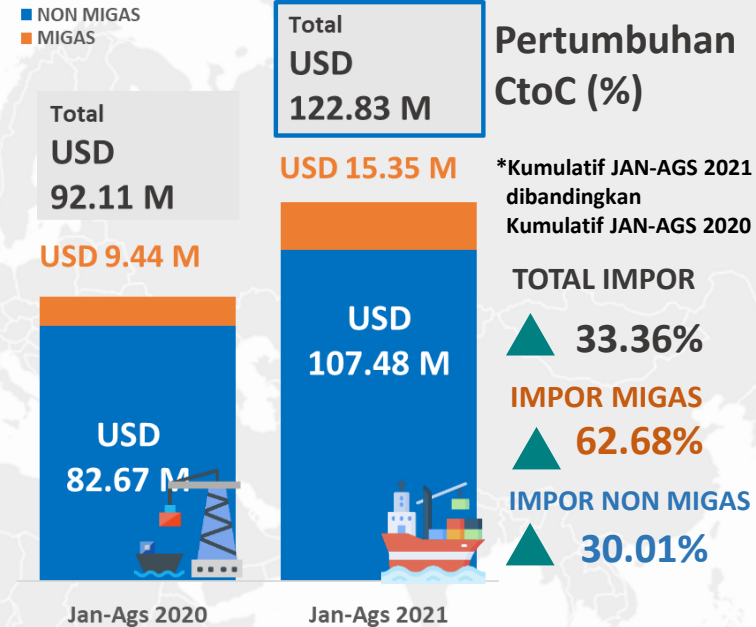


EKSPOR TERBESAR




*Pertumbuhan CtoC

KINERJA IMPOR JANUARI-AGUSTUS 2021

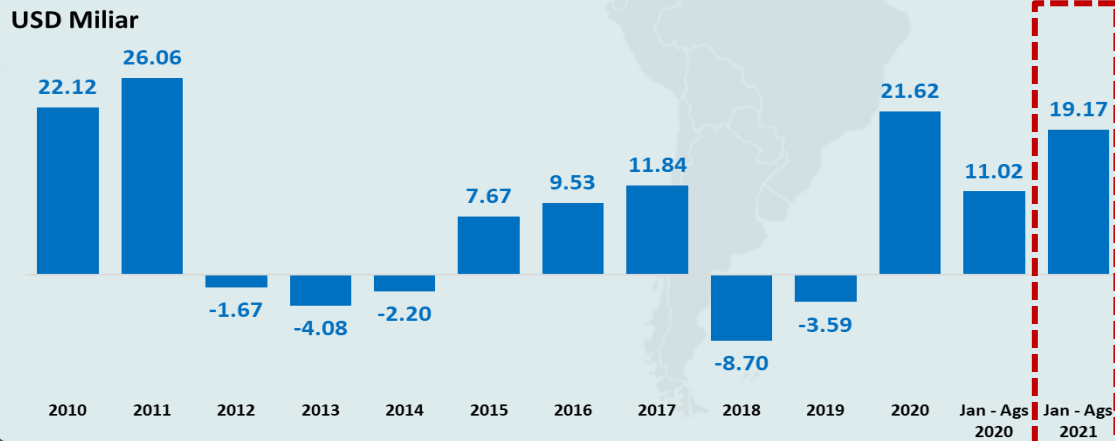


IMPOR TERBESAR



*Pertumbuhan CtoC

NERACA PERDAGANGAN INDONESIA, 2010 - JAN-AGS 2021



SURPLUS



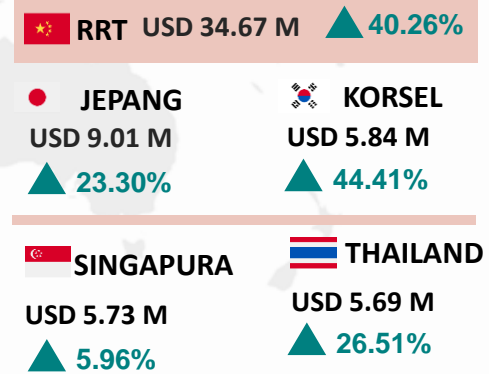
DEFISIT



NEGARA TUJUAN EKSPOR NONMIGAS JAN-AGS 2021



NEGARA ASAL IMPOR NONMIGAS JAN-AGS 2021



*Pertumbuhan CtoC