

KINERJA PERDAGANGAN LUAR NEGERI JULI 2021

KINERJA EKSPOR JULI 2021

Pertumbuhan (%)

YoY: JULI 2021 dibandingkan JULI 2020
MoM: JULI 2021 dibandingkan JUNI 2021

TOTAL EKSPOR

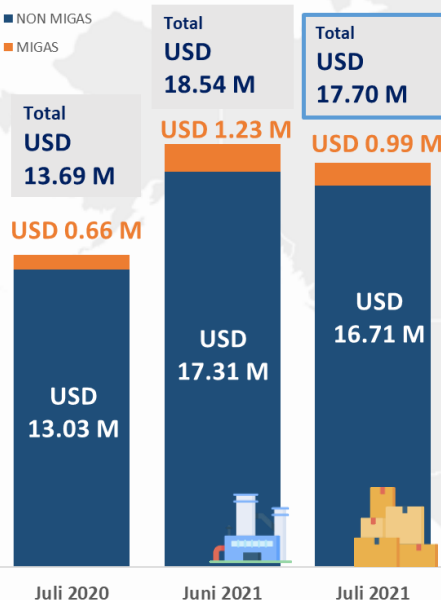
▲ 29.32% (YoY)
▼ -4.53% (MoM)

EKSPOR MIGAS

▲ 50.08% (YoY)
▼ -19.55% (MoM)

EKSPOR NON MIGAS

▲ 28.26% (YoY)
▼ -3.46% (MoM)



EKSPOR TERBESAR



*Pertumbuhan MoM

KINERJA IMPOR JULI 2021

Pertumbuhan (%)

YoY: JULI 2021 dibandingkan JULI 2020
MoM: JULI 2021 dibandingkan JUNI 2021

TOTAL IMPOR

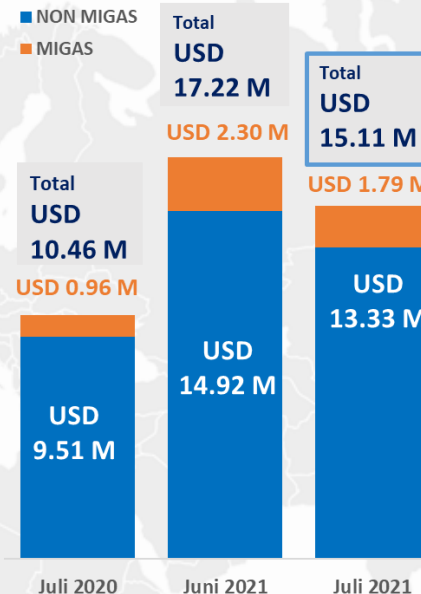
▲ 44.44% (YoY)
▼ -12.22% (MoM)

IMPOR MIGAS

▲ 86.39% (YoY)
▼ -22.28% (MoM)

IMPOR NON MIGAS

▲ 40.21% (YoY)
▼ -10.67% (MoM)

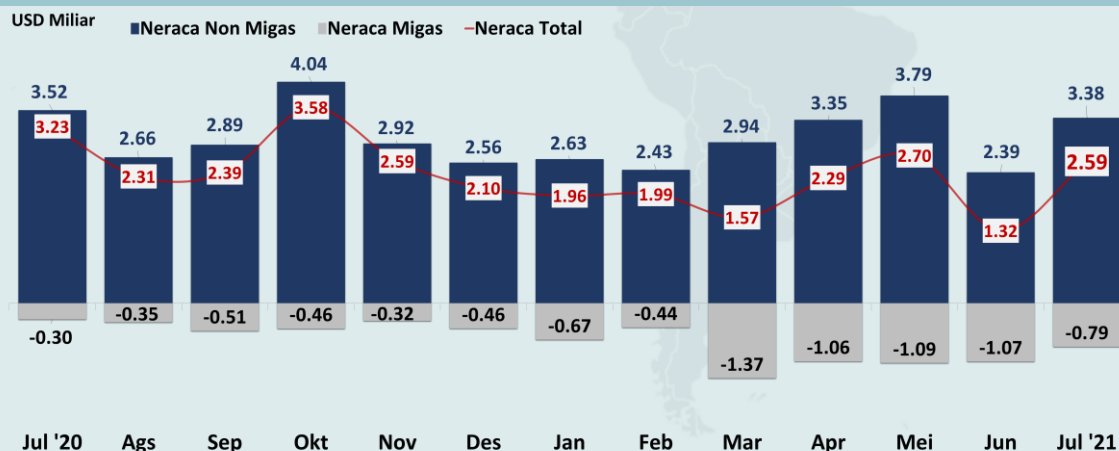


IMPOR TERBESAR



*Pertumbuhan MoM

NERACA PERDAGANGAN INDONESIA, JULI 2020 – JULI 2021



SURPLUS

AS USD 1.01 M
Filipina USD 0.53 M
Pakistan USD 0.35 M

DEFISIT

RRT USD 0.70 M
Australia USD 0.50 M
Singapura USD 0.24 M

NEGARA TUJUAN EKSPOR NONMIGAS JULI 2021

🇨🇳 RRT USD 3.57 M ▼ -13.70%

🇺🇸 AS USD 2.02 M ▼ -5.35%

🇮🇳 INDIA USD 0.96 M ▲ 39.85%

🇯🇵 JEPANG USD 1.19 M ▼ -12.41%

🇲🇾 MALAYSIA USD 0.78 M ▼ -8.23%

NEGARA ASAL IMPOR NONMIGAS JULI 2021

🇨🇳 RRT USD 4.41 M ▼ -6.86%

🇯🇵 JEPANG USD 1.13 M ▼ -11.71%

🇺🇸 AS USD 0.74 M ▼ -6.29%

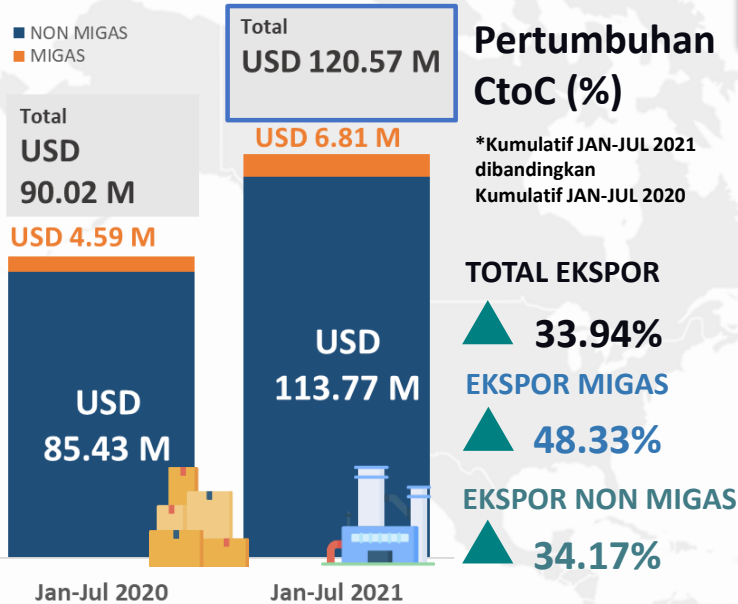
🇦🇺 AUSTRALIA USD 0.69 M ▼ -1.76%

🇹🇭 THAILAND USD 0.69 M ▼ -19.79%

*Pertumbuhan MoM

KINERJA PERDAGANGAN LUAR NEGERI JANUARI-JULI 2021

KINERJA EKSPOR JAN-JUL 2021

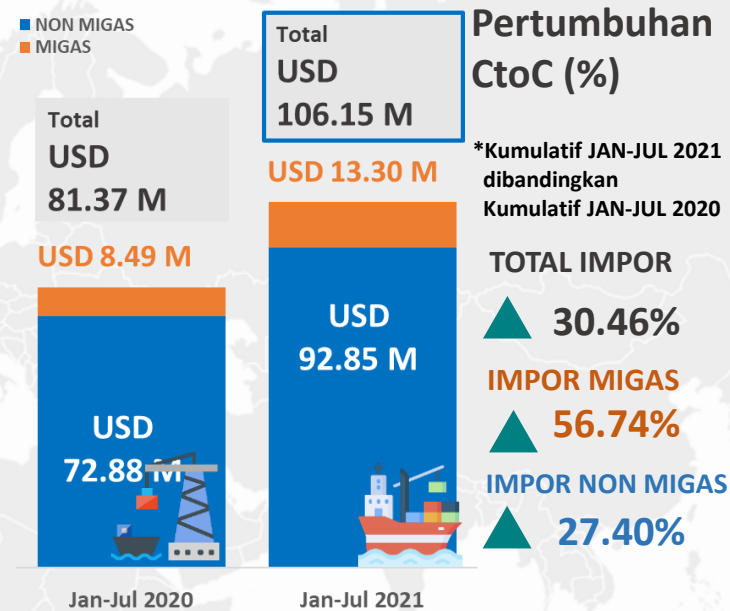


EKSPOR TERBESAR

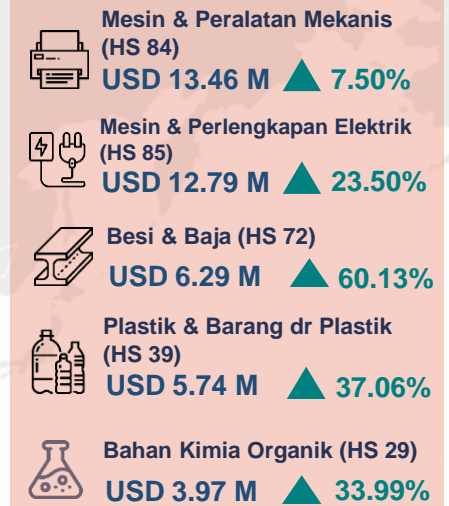


*Pertumbuhan CtoC

KINERJA IMPOR JAN-JUL 2021

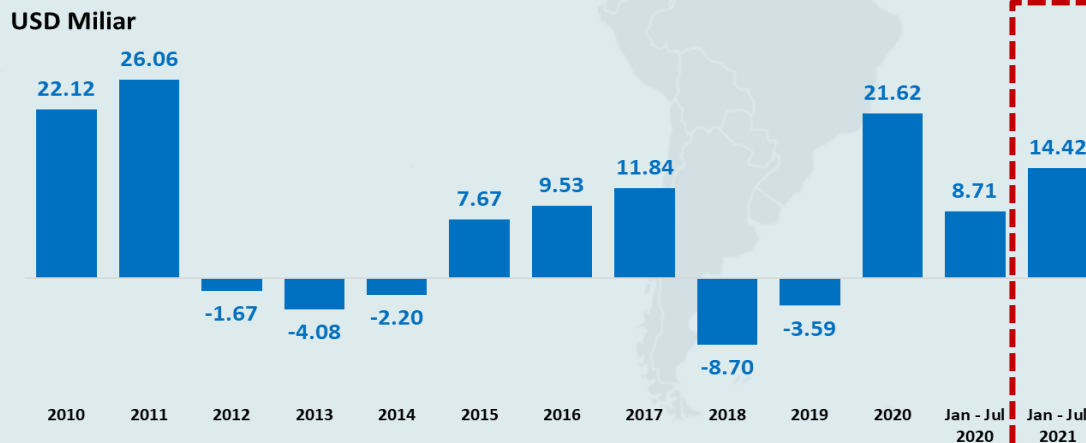


IMPOR TERBESAR



*Pertumbuhan CtoC

NERACA PERDAGANGAN INDONESIA, 2010 - JAN-JUL 2021




SURPLUS



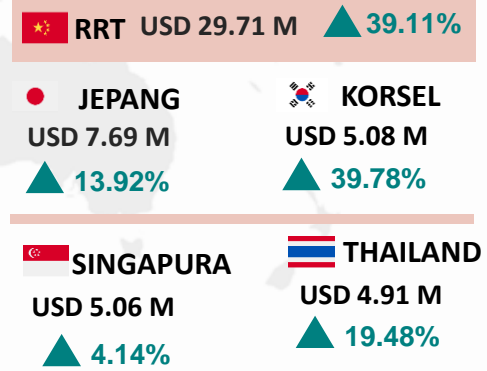
DEFISIT



NEGARA TUJUAN EKSPOR NONMIGAS JAN-JUL 2021



NEGARA ASAL IMPOR NONMIGAS JAN-JUL 2021



*Pertumbuhan CtoC