

# NERACA PERDAGANGAN LUAR NEGERI JULI 2022

Sumber: BPS, diolah Kemendnag  
\*) Ket: Juli 2022 (Angka Sementara)

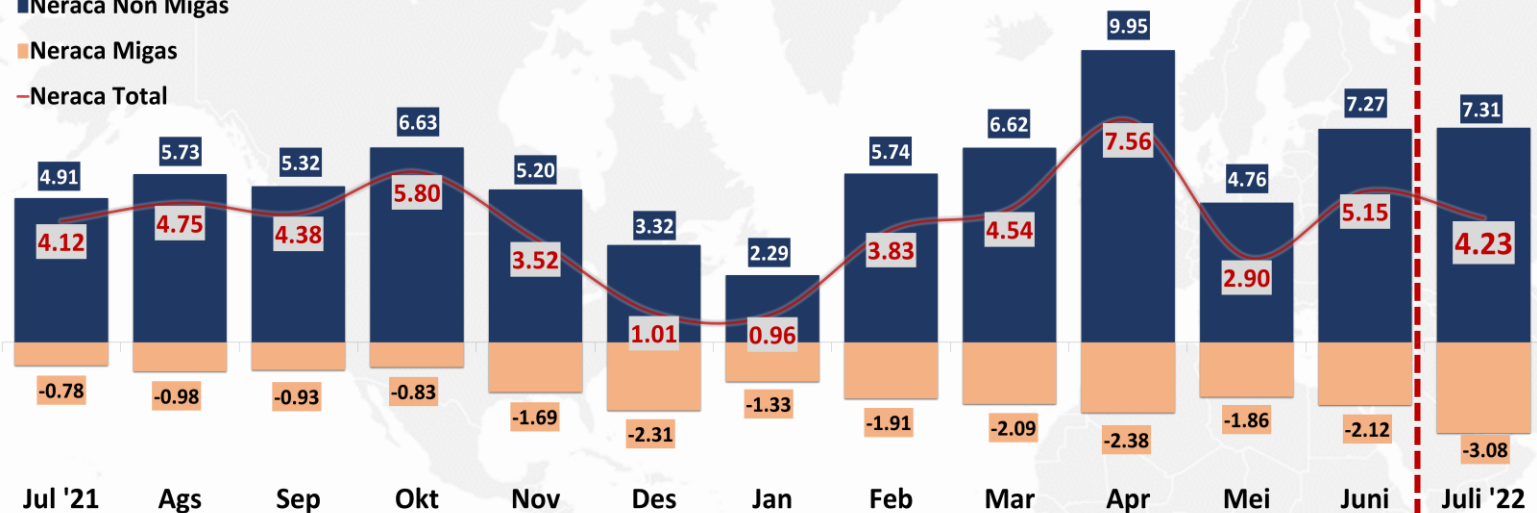
## NERACA PERDAGANGAN INDONESIA, JULI 2021 – 2022

USD Miliar

■ Neraca Non Migas

■ Neraca Migas

— Neraca Total








Surplus neraca perdagangan Indonesia Juli 2022 sebesar USD 4,23 miliar lebih baik dibanding Juli tahun 2021 yang mengalami surplus hanya sebesar USD 4,12 miliar.

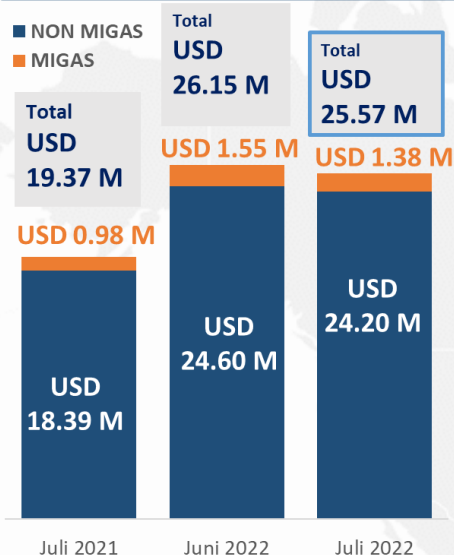
### NEGARA PENYUMBANG SURPLUS (Total)

 India	USD 1.44 M	 Jepang	USD 0.72 M
 AS	USD 1.41 M	 Taiwan	USD 0.63 M
 Filipina	USD 1.09 M		

### NEGARA PENYEBAB DEFISIT (Total)


 RRT	USD 0.80 M	 Thailand	USD 0.28 M
 Singapura	USD 0.78 M	 UEA	USD 0.08 M
 Australia	USD 0.56 M		

## KINERJA EKSPOR JULI 2022



## Pertumbuhan (%)

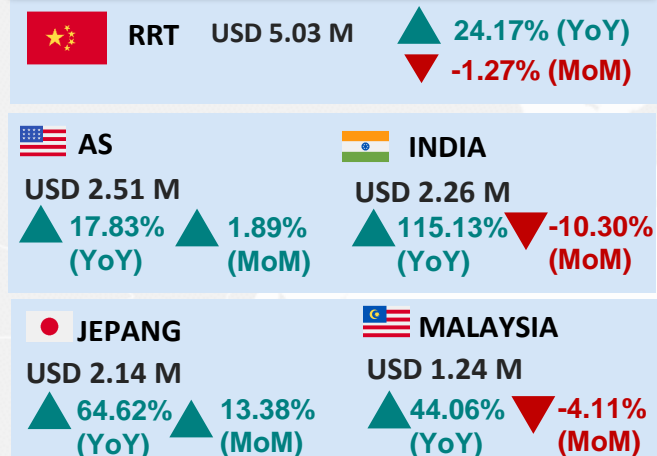
YoY: JULI 2022\* dibandingkan JULI 2021  
MoM: JULI 2022\* dibandingkan JUNI 2022



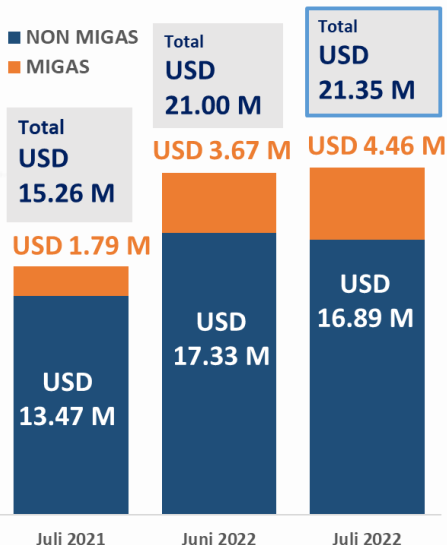
## EKSPOR NON MIGAS TERBESAR JULI 2022



## NEGARA TUJUAN EKSPOR NON MIGAS JULI 2022

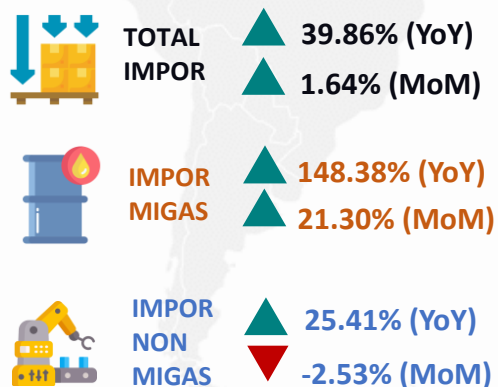


## KINERJA IMPOR JULI 2022



## Pertumbuhan (%)


YoY: JULI 2022\* dibandingkan JULI 2021  
MoM: JULI 2022\* dibandingkan JUNI 2022



## IMPOR NON MIGAS TERBESAR JULI 2022

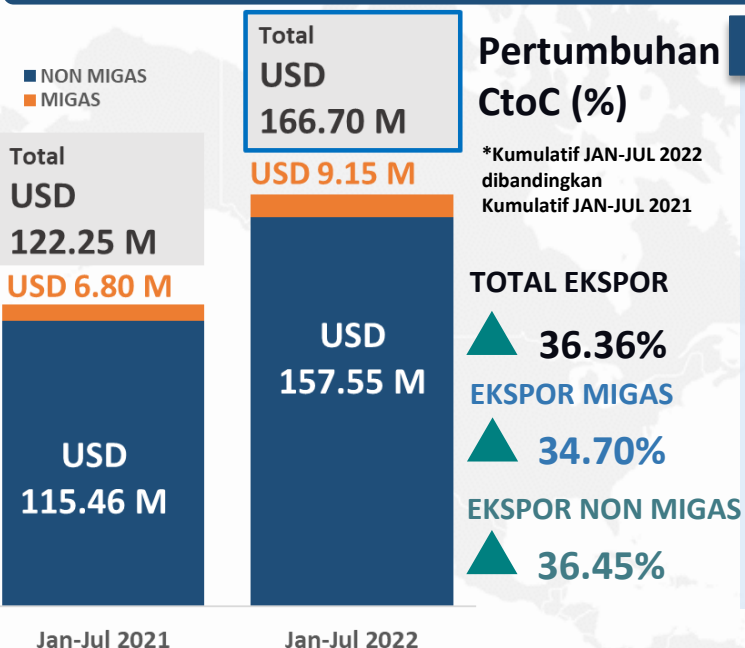


## NEGARA ASAL IMPOR NON MIGAS JULI 2022




# KINERJA PERDAGANGAN LUAR NEGERI JANUARI-JULI 2022

## KINERJA EKSPOR JAN-JUL 2022

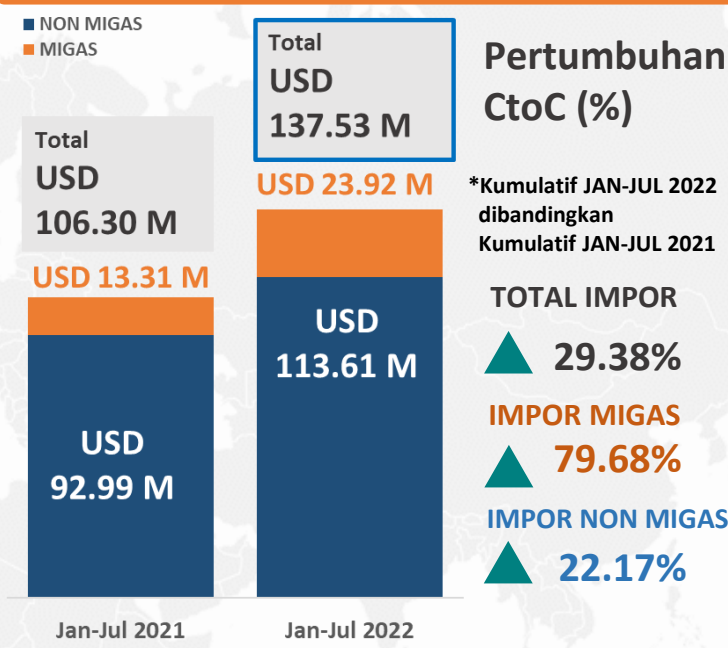


## EKSPOR NON MIGAS TERBESAR




\*Pertumbuhan JAN-JUL 2022 (CtoC)

## KINERJA IMPOR JAN-JUL 2022

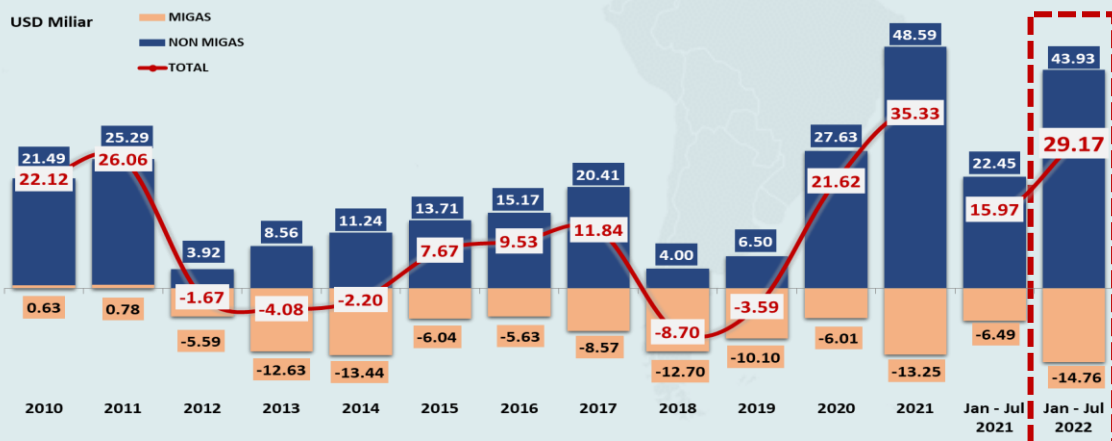


## IMPOR NON MIGAS TERBESAR



\*Pertumbuhan JAN-JUL 2022 (CtoC)

## NERACA PERDAGANGAN INDONESIA, 2010 s.d. JAN-JUL 2022



## SURPLUS (Total)

AS USD 5.42 M  
Filipina USD 2.18 M  
India USD 1.87 M

## DEFISIT (Total)

RRT USD 2.82 M  
Thailand USD 1.25 M  
Australia USD 1.24 M

## NEGARA TUJUAN EKSPOR NON MIGAS JAN-JUL 2022

🇨🇳 RRT USD 32.92 M ▲ 29.92%

🇺🇸 AS USD 17.27 M ▲ 26.48%

🇯🇵 JEPANG USD 12.97 M ▲ 45.24%

🇮🇳 INDIA USD 13.68 M ▲ 107.32%

🇲🇾 MALAYSIA USD 8.23 M ▲ 41.45%

## NEGARA ASAL IMPOR NON MIGAS JAN-JUL 2022

🇨🇳 RRT USD 38.02 M ▲ 27.91%

🇯🇵 JEPANG USD 9.85 M ▲ 28.01%

🇰🇷 KORSEL USD 5.86 M ▲ 15.27%

🇹🇭 THAILAND USD 6.78 M ▲ 37.94%

🇸🇬 SINGAPURA USD 5.37 M ▲ 5.85%

\*Pertumbuhan CtoC