

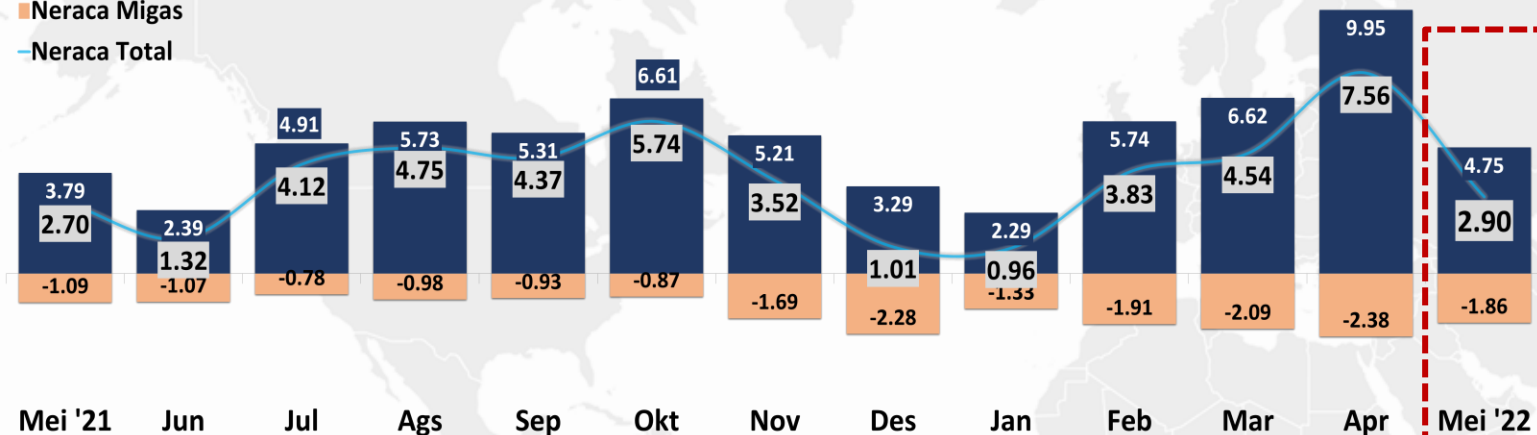
NERACA PERDAGANGAN LUAR NEGERI MEI 2022

Sumber: BPS, diolah Puska Daglu
*) Ket: Mei 2022 (Angka Sementara)

NERACA PERDAGANGAN INDONESIA, MEI 2021 – MEI 2022






USD Miliar

■ Neraca Non Migas
■ Neraca Migas
— Neraca Total








Surplus neraca perdagangan Indonesia Mei 2022 sebesar USD 2,90 miliar lebih baik dibanding Mei 2021 yang mengalami surplus hanya sebesar USD 2,70 miliar.

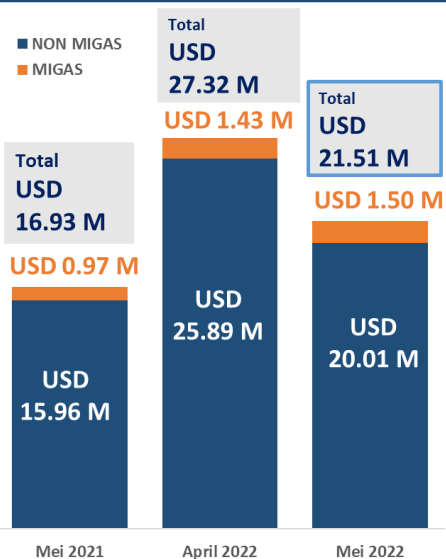
NEGARA PENYUMBANG SURPLUS (Total)

 India	USD 1.35 M	 Jepang	USD 0.49 M
 AS	USD 0.99 M	 Taiwan	USD 0.41 M
 Filipina	USD 0.83 M		

NEGARA PENYEBAB DEFISIT (Total)

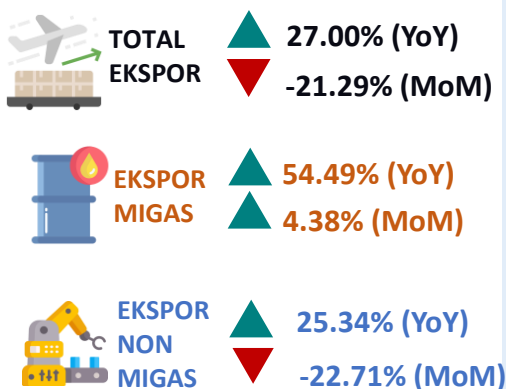
 Australia	USD 0.53 M	 RRT	USD 0.27 M
 Singapura	USD 0.43 M	 Nigeria	USD 0.27 M
 Saudi Arabia	USD 0.41 M		

KINERJA EKSPOR MEI 2022



Pertumbuhan (%)

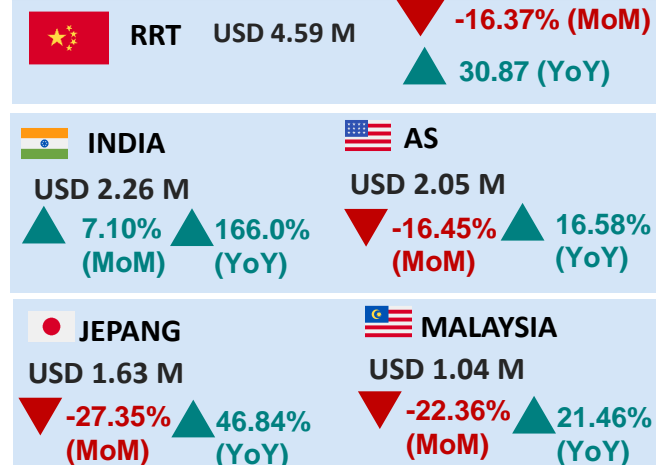
YoY: MEI 2022* dibandingkan MEI 2021
MoM: MEI 2022* dibandingkan APRIL 2022



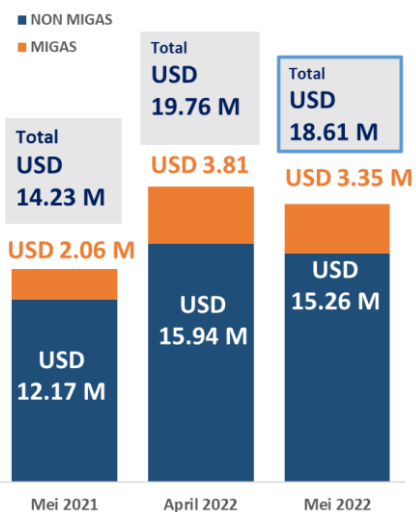
EKSPOR NON MIGAS TERBESAR MEI 2022



NEGARA TUJUAN EKSPOR NON MIGAS MEI 2022

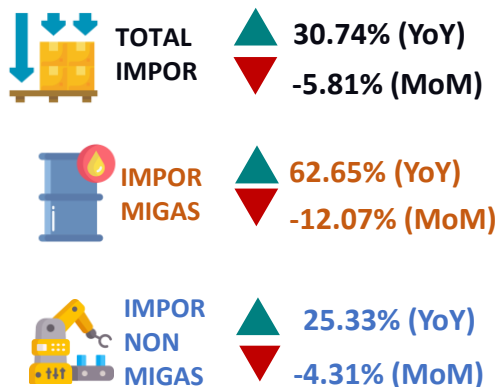


KINERJA IMPOR MEI 2022



Pertumbuhan (%)


YoY: MEI 2022* dibandingkan MEI 2021
MoM: MEI 2022* dibandingkan APRIL 2022



IMPOR NON MIGAS TERBESAR MEI 2022

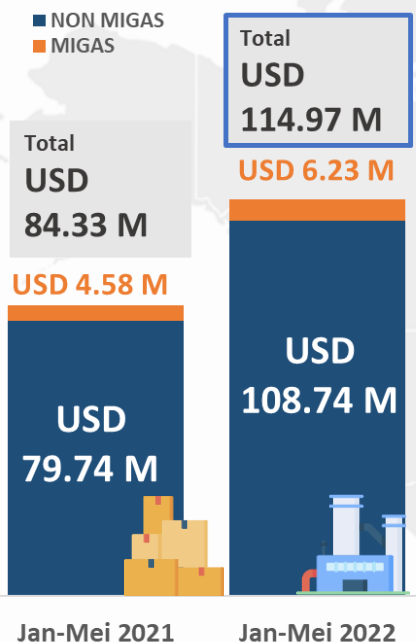


NEGARA ASAL IMPOR NON MIGAS MEI 2022



KINERJA PERDAGANGAN LUAR NEGERI JANUARI-MEI 2022

KINERJA EKSPOR JANUARI-MEI 2022



Pertumbuhan CtoC (%)

*Kumulatif JAN-MEI 2022 dibandingkan Kumulatif JAN-MEI 2021

TOTAL EKSPOR

▲ 36.34%


EKSPOR MIGAS

▲ 35.94%

EKSPOR NON MIGAS

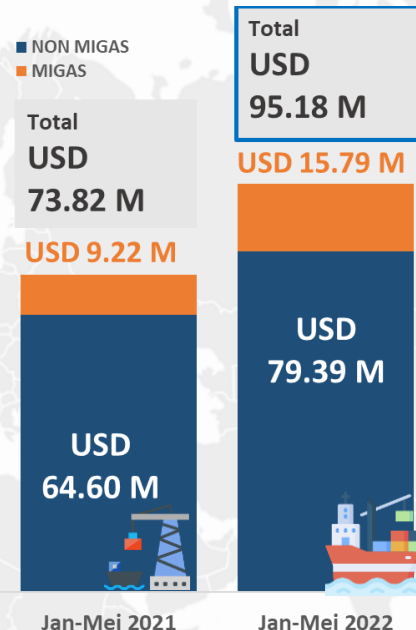
▲ 36.36%

EKSPOR NON MIGAS TERBESAR



*Pertumbuhan Jan-Mei 2022 (CtoC)

KINERJA IMPOR JANUARI-MEI 2022



Pertumbuhan CtoC (%)

*Kumulatif JAN-MEI 2022 dibandingkan Kumulatif JAN-MEI 2021

TOTAL IMPOR

▲ 28.93%


IMPOR MIGAS

▲ 71.26%

IMPOR NON MIGAS

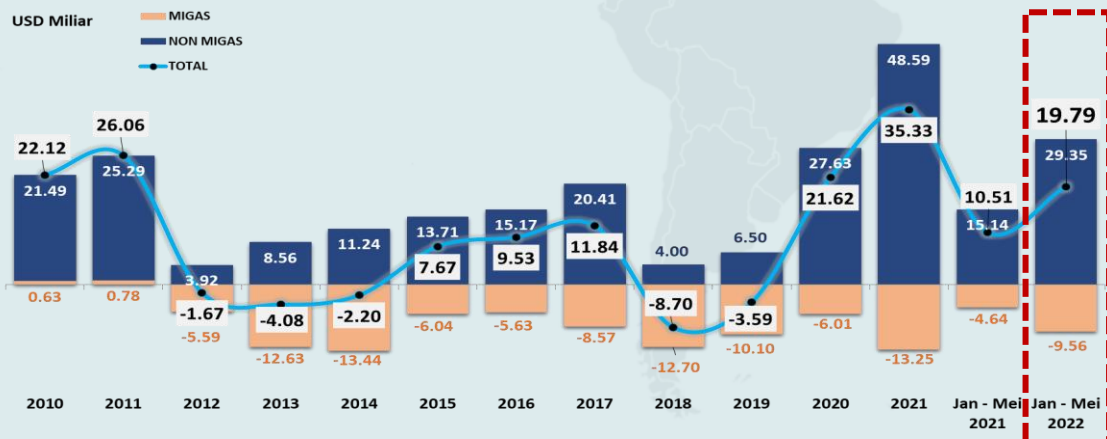
▲ 22.89%

IMPOR NON MIGAS TERBESAR



*Pertumbuhan Jan-Mei 2022 (CtoC)

NERACA PERDAGANGAN INDONESIA, 2010 - JAN-MEI 2022



SURPLUS (Total)

AS	USD 5.42 M
Filipina	USD 2.18 M
India	USD 1.87 M

DEFISIT (Total)

RRT	USD 2.82 M
Thailand	USD 1.25 M
Australia	USD 1.24 M

NEGARA TUJUAN EKSPOR NON MIGAS JAN-MEI 2022

🇨🇳 RRT USD 22.80 M ▲ 32.87%

🇺🇸 AS
USD 12.30 M
▲ 30.92%

🇮🇳 INDIA
USD 8.89 M
▲ 83.79%

🇯🇵 JEPANG
USD 8.94 M
▲ 42.67%

🇲🇾 MALAYSIA
USD 5.70 M
▲ 38.77%

*Pertumbuhan CtoC

NEGARA ASAL IMPOR NON MIGAS JAN-MEI 2022

🇨🇳 RRT USD 25.97 M ▲ 26.30%

🇯🇵 JEPANG
USD 6.89 M
▲ 30.43%

🇰🇷 KORSEL
USD 4.22 M
▲ 13.62%

🇹🇭 THAILAND
USD 4.93 M
▲ 46.78%

🇸🇬 SINGAPURA
USD 3.71 M
▲ 3.91%