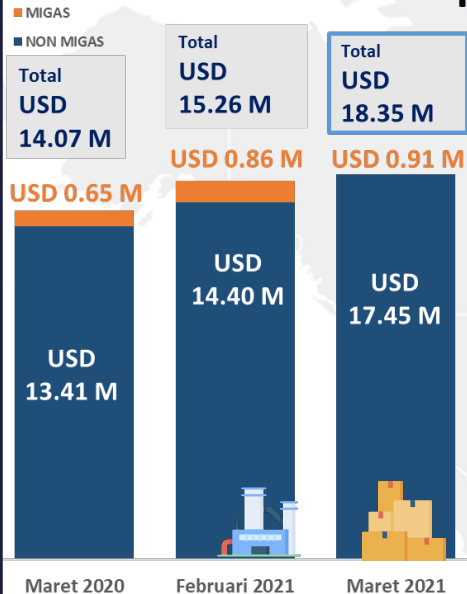


KINERJA PERDAGANGAN LUAR NEGERI MARET 2021

KINERJA EKSPOR MARET 2021

Pertumbuhan (%)

YoY: Maret 2021 dibandingkan Maret 2020
MoM: Maret 2021 dibandingkan Februari 2021



TOTAL EKSPOR

▲ 30.47% (YoY)
▲ 20.31% (MoM)

EKSPOR MIGAS

▲ 38.67% (YoY)
▲ 5.28% (MoM)

EKSPOR NON MIGAS

▲ 30.07% (YoY)
▲ 21.21% (MoM)

EKSPOR TERBESAR

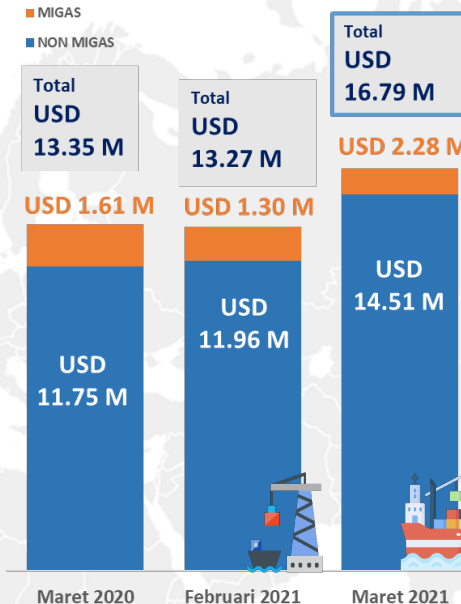


*Pertumbuhan MoM

KINERJA IMPOR MARET 2021

Pertumbuhan (%)

YoY: Maret 2021 dibandingkan Maret 2020
MoM: Maret 2021 dibandingkan Februari 2021



TOTAL IMPOR

▲ 25.73% (YoY)
▲ 26.55% (MoM)

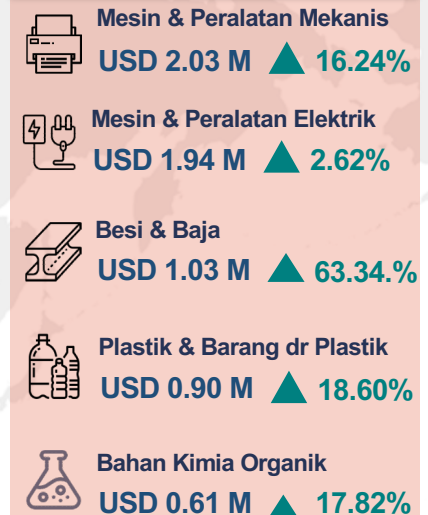
IMPOR MIGAS

▲ 41.87% (YoY)
▲ 74.74% (MoM)

IMPOR NON MIGAS

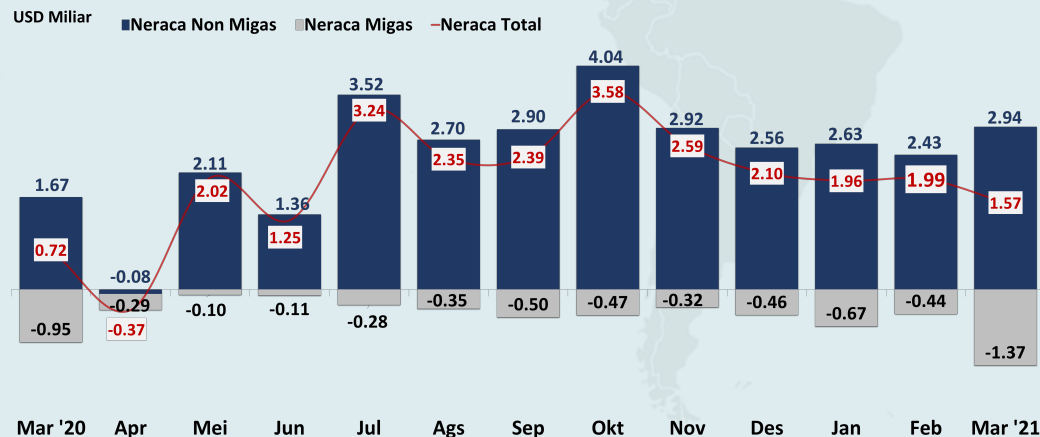
▲ 23.52% (YoY)
▲ 21.30% (MoM)

IMPOR TERBESAR (YoY)



*Pertumbuhan MoM

NERACA PERDAGANGAN INDONESIA, MARET 2020 – MARET 2021



SURPLUS

USA USD 1.34 M
Filipina USD 0.59 M
India USD 0.50 M

DEFISIT

Australia USD 0.53 M
Korsel USD 0.50 M
Thailand USD 0.28 M

NEGARA TUJUAN EKSPOR NONMIGAS MARET 2021

🇨🇳 RRT USD 3.73 M ▲ 26,24%

🇺🇸 USA USD 2.07 M ▲ 11.45%

🇯🇵 JEPANG USD 1.38 M ▲ 14.78%

🇮🇳 INDIA USD 1.24 M ▲ 71.78%

🇲🇾 MALAYSIA USD 0.84 M ▲ 12.98%

NEGARA ASAL IMPOR NONMIGAS MARET 2021

🇨🇳 RRT USD 3.98 M ▲ 1.52%

🇯🇵 JEPANG USD 1.27 M ▲ 28.30%

🇰🇷 KORSEL USD 1.05 M ▲ 78.38%

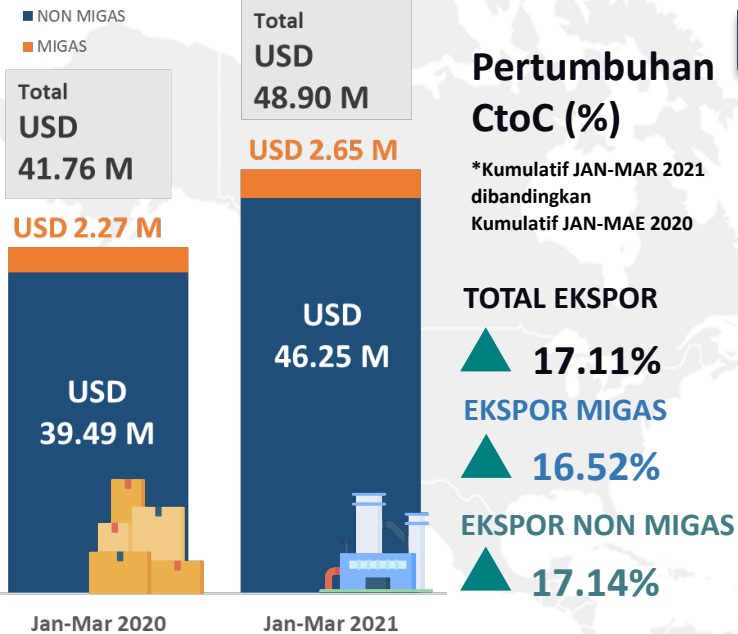
🇸🇬 SINGAPURA USD 0.84 M ▲ 32.77%

🇹🇭 THAILAND USD 0.79 M ▲ 17.60%

*Pertumbuhan MoM

KINERJA PERDAGANGAN LUAR NEGERI JAN-MAR 2021

KINERJA EKSPOR JAN-MAR 2021

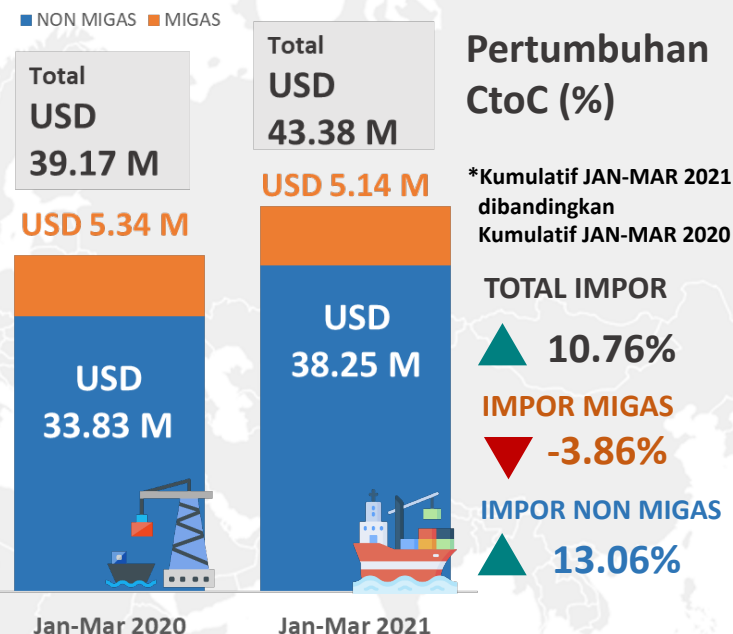


EKSPOR TERBESAR

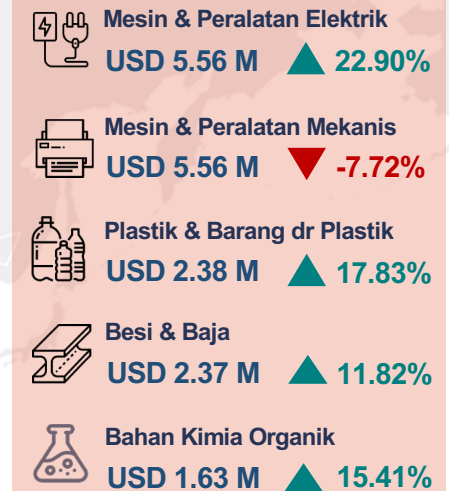


*Pertumbuhan CtoC

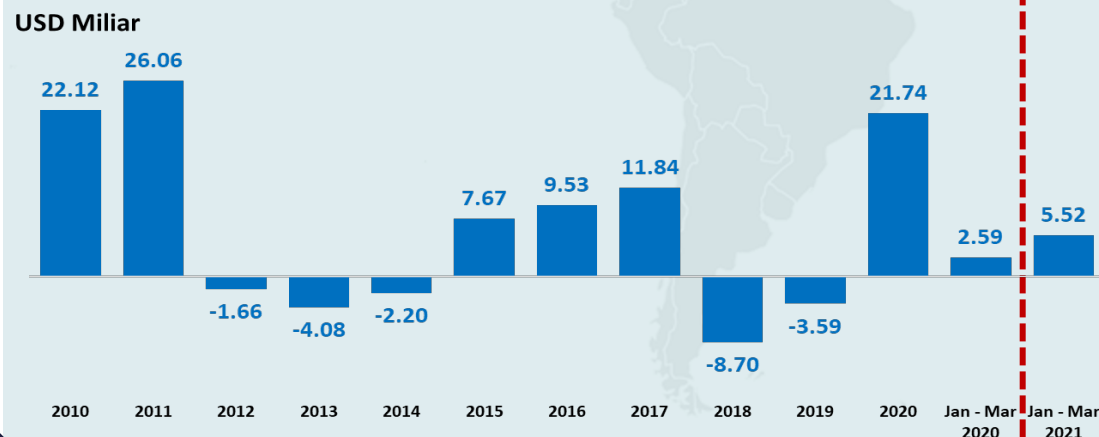
KINERJA IMPOR JAN-MAR 2021



IMPOR TERBESAR



NERACA PERDAGANGAN INDONESIA, 2010 - JAN-MAR 2021



SURPLUS



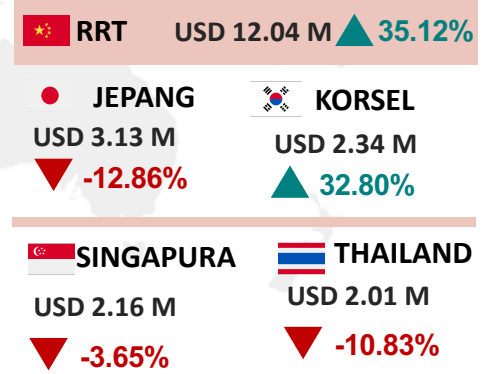
DEFISIT



NEGARA TUJUAN EKSPOR NONMIGAS JAN-MAR 2021



NEGARA ASAL IMPOR NONMIGAS JAN-MAR 2021



*Pertumbuhan CtoC