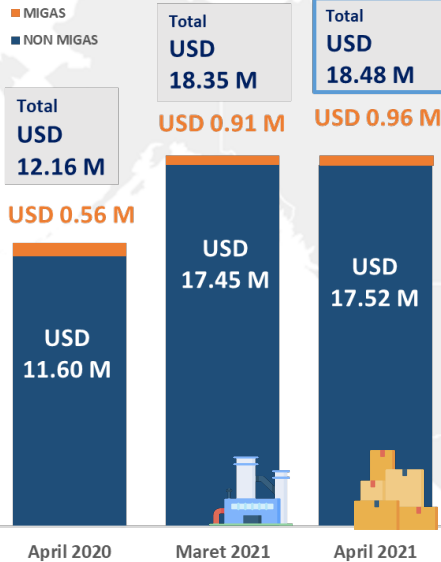


KINERJA PERDAGANGAN LUAR NEGERI APRIL 2021

KINERJA EKSPOR APRIL 2021

Pertumbuhan (%)

YoY: April 2021 dibandingkan April 2020
MoM: April 2021 dibandingkan Maret 2021



TOTAL EKSPOR

▲ 51.94% (YoY)
▲ 0.69% (MoM)

EKSPOR MIGAS

▲ 69.60% (YoY)
▲ 5.34% (MoM)

EKSPOR NON MIGAS

▲ 51.08% (YoY)
▲ 0.44% (MoM)

EKSPOR TERBESAR

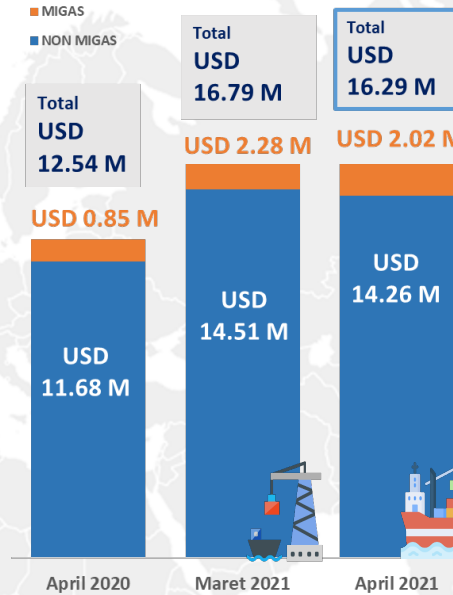


*Pertumbuhan MoM

KINERJA IMPOR APRIL 2021

Pertumbuhan (%)

YoY: April 2021 dibandingkan April 2020
MoM: April 2021 dibandingkan Maret 2021



TOTAL IMPOR

▲ 29.93% (YoY)
▼ -2.98% (MoM)

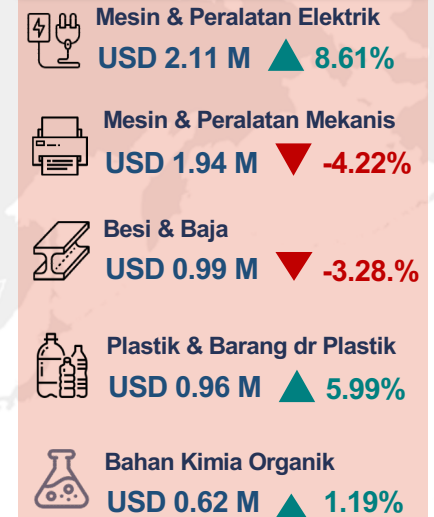
IMPOR MIGAS

▲ 136.86% (YoY)
▼ -11.22% (MoM)

IMPOR NON MIGAS

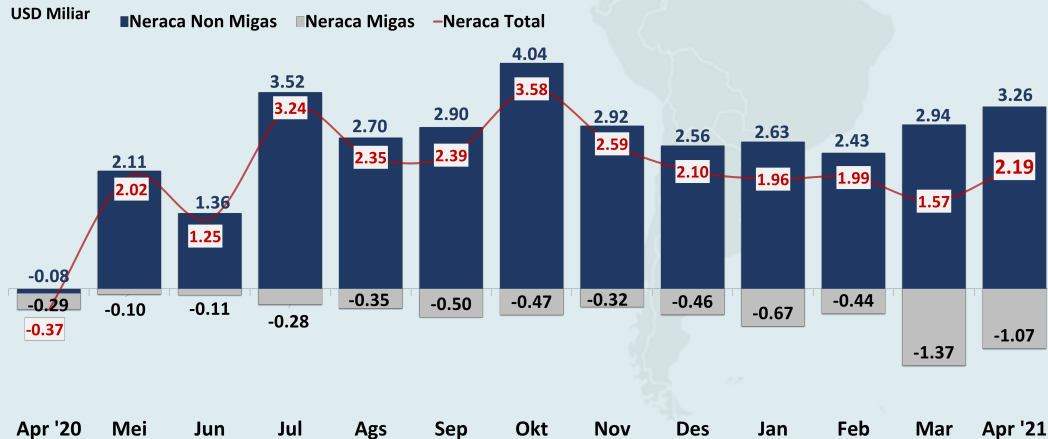
▲ 22.10% (YoY)
▼ -1.69% (MoM)

IMPOR TERBESAR (YoY)



*Pertumbuhan MoM

NERACA PERDAGANGAN INDONESIA, APRIL 2020 – APRIL 2021



SURPLUS

USA USD 1.07 M
Filipina USD 0.55 M
India USD 0.44 M

DEFISIT

Australia USD 0.51 M
RRT USD 0.50 M
Singapura USD 0.3 M

NEGARA TUJUAN EKSPOR NONMIGAS APRIL 2021

🇨🇳 RRT USD 3.93 M ▲ 5,40%

🇺🇸 USA USD 2.03 M ▼ -1.79%

🇯🇵 JEPANG USD 1.32 M ▼ -4.11%

🇮🇳 INDIA USD 1.12 M ▼ -9.96%

🇲🇾 MALAYSIA USD 0.91 M ▲ 8.65%

NEGARA ASAL IMPOR NONMIGAS APRIL 2021

🇨🇳 RRT USD 4.58 M ▲ 15.01%

🇯🇵 JEPANG USD 1.23 M ▼ -3.38%

🇸🇬 SINGAPURA USD 0.82 M ▼ -1.91%

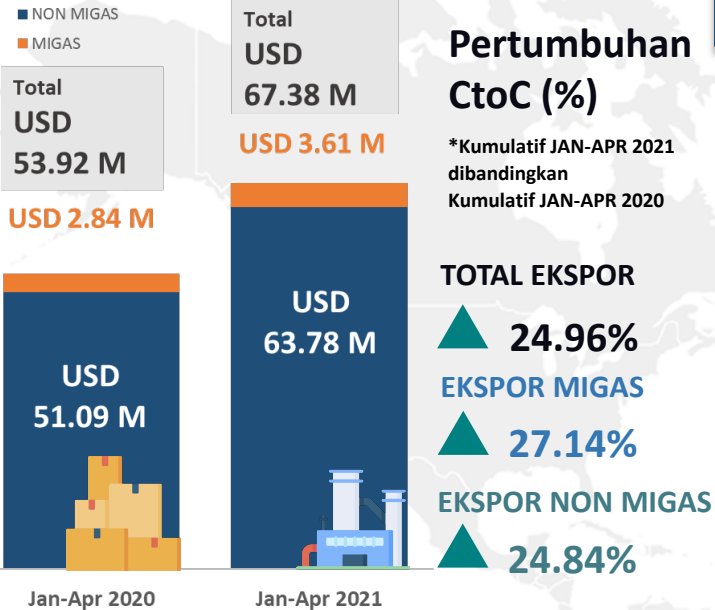
🇺🇸 USA USD 0.82 M ▲ 11.71%

🇹🇭 THAILAND USD 0.77 M ▼ -2.98%

*Pertumbuhan MoM

KINERJA PERDAGANGAN LUAR NEGERI JAN-APR 2021

KINERJA EKSPOR JAN-APR 2021

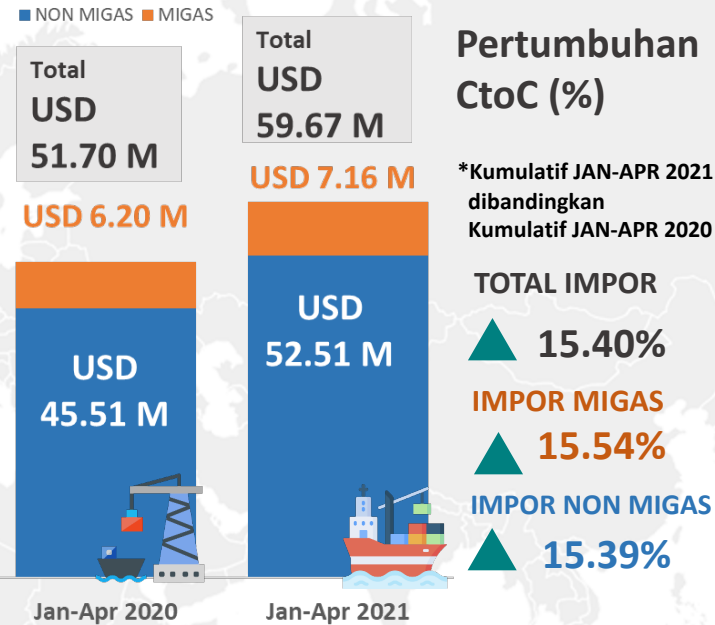


EKSPOR TERBESAR

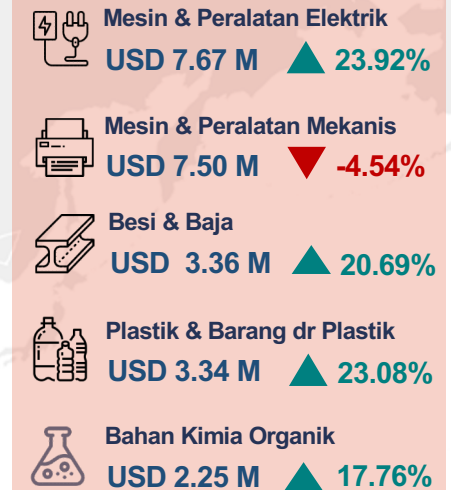


*Pertumbuhan CtoC

KINERJA IMPOR JAN-APR 2021

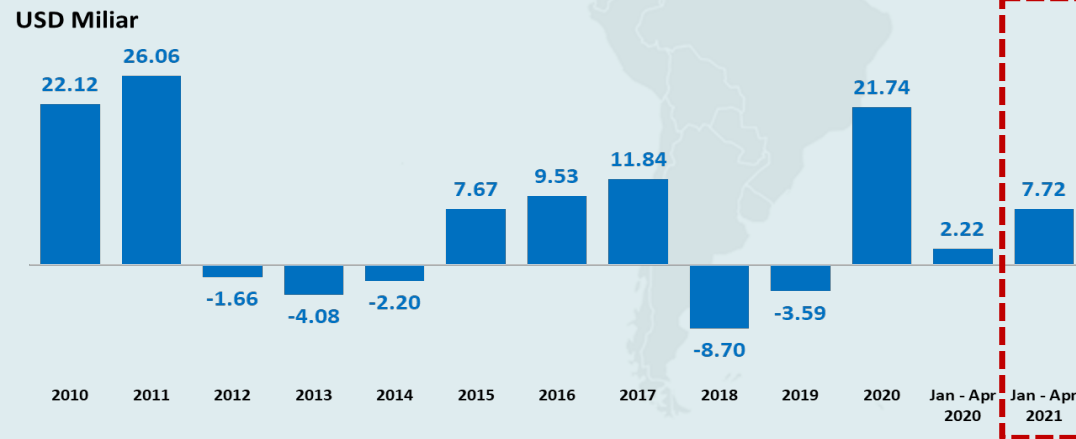


IMPOR TERBESAR



*Pertumbuhan CtoC

NERACA PERDAGANGAN INDONESIA, 2010 - JAN-APR 2021



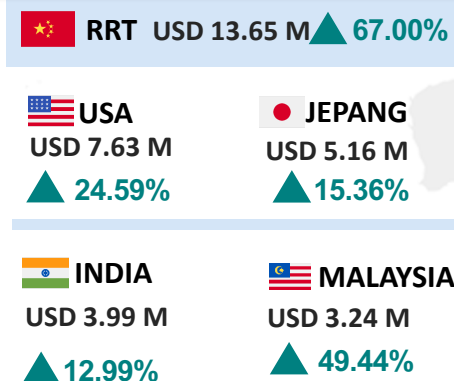
SURPLUS




DEFISIT



NEGARA TUJUAN EKSPOR NONMIGAS JAN-APR 2021



NEGARA ASAL IMPOR NONMIGAS JAN-APR 2021



*Pertumbuhan CtoC