

NERACA PERDAGANGAN LUAR NEGERI JUNI 2022

Sumber: BPS, diolah Puska Daglu
*) Ket: Juni 2022 (Angka Sementara)

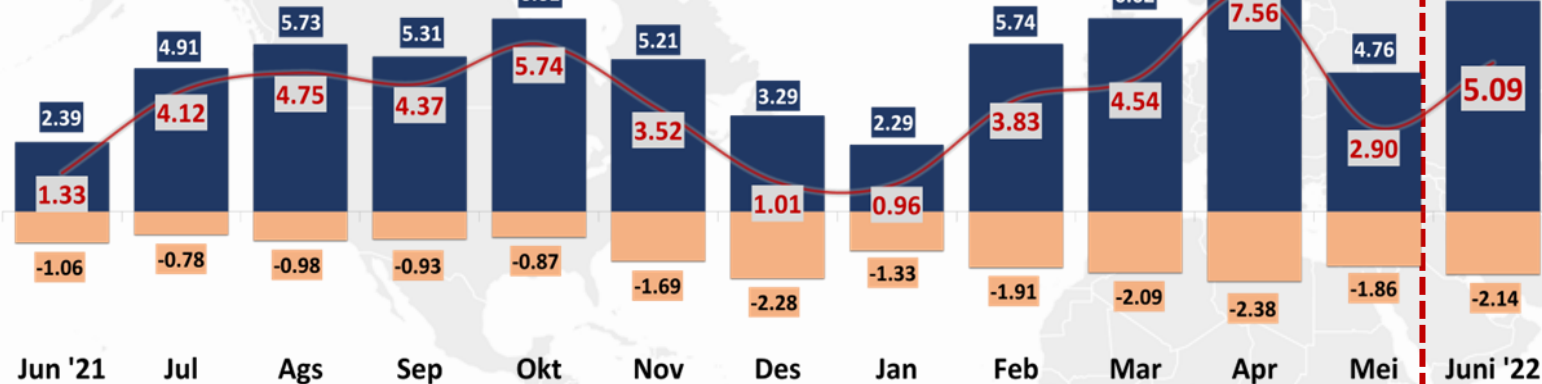
NERACA PERDAGANGAN INDONESIA, JUNI 2021 – 2022

USD Miliar

■ Neraca Non Migas






■ Neraca Migas

- Neraca Total








Surplus neraca perdagangan Indonesia Juni 2022 sebesar USD 5,09 miliar lebih baik dibanding Juni tahun 2021 yang mengalami surplus hanya sebesar USD 1,33 miliar.

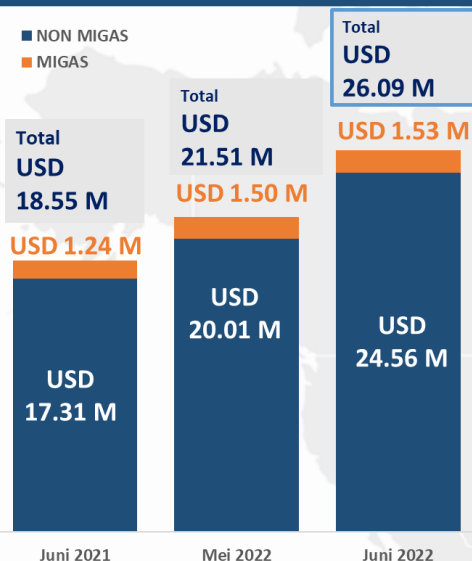
NEGARA PENYUMBANG SURPLUS (Total)

| | | | |
|--|------------|--|------------|
|  India | USD 1.64 M |  Jepang | USD 0.63 M |
|  AS | USD 1.47 M |  Pakistan | USD 0.53 M |
|  Filipina | USD 1.16 M | | |

NEGARA PENYEBAB DEFISIT (Total)

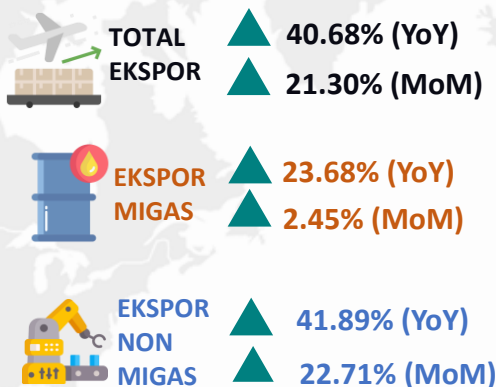
| | | | |
|---|------------|---|------------|
|  RRT | USD 0.83 M |  Argentina | USD 0.27 M |
|  Australia | USD 0.65 M |  Nigeria | USD 0.26 M |
|  Singapura | USD 0.52 M | | |

KINERJA EKSPOR JUNI 2022



Pertumbuhan (%)

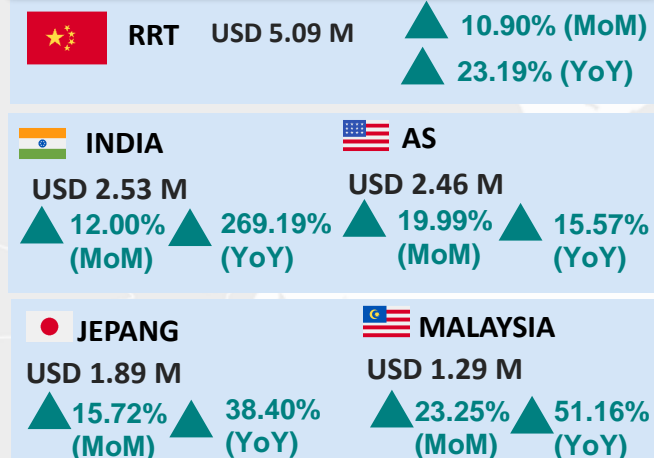
YoY: JUNI 2022* dibandingkan JUNI 2021
MoM: JUNI 2022* dibandingkan MEI 2022



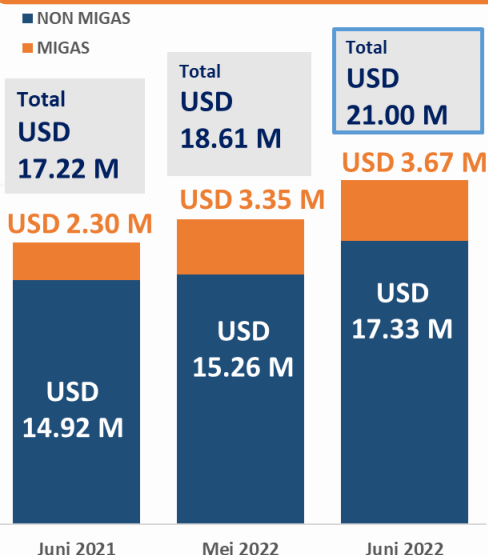
EKSPOR NON MIGAS TERBESAR JUNI 2022



NEGARA TUJUAN EKSPOR NONMIGAS JUNI 2022

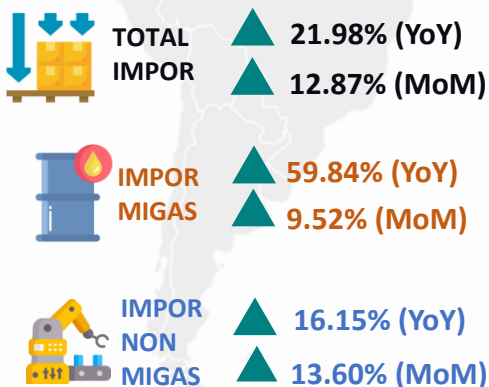


KINERJA IMPOR JUNI 2022



Pertumbuhan (%)


YoY: JUNI 2022* dibandingkan JUNI 2021
MoM: JUNI 2022* dibandingkan MEI 2022



IMPOR NON MIGAS TERBESAR JUNI 2022

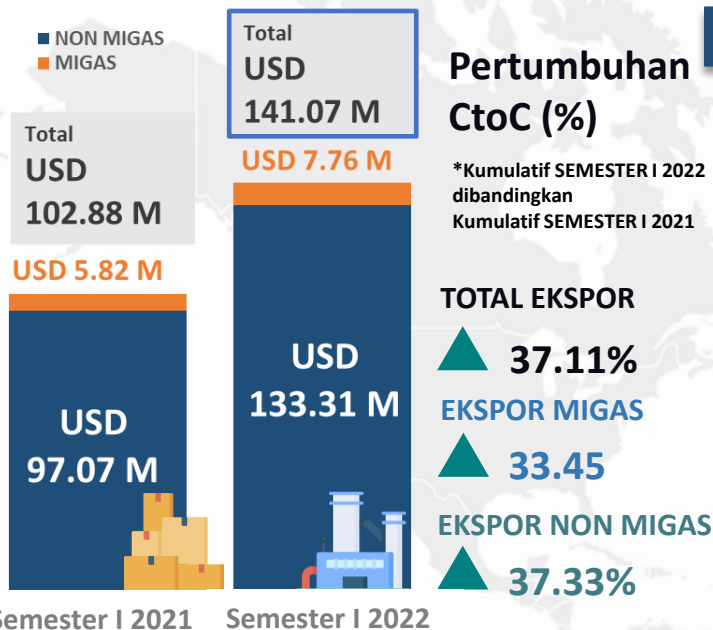


NEGARA ASAL IMPOR NONMIGAS JUNI 2022




KINERJA PERDAGANGAN LUAR NEGERI SEMESTER I 2022

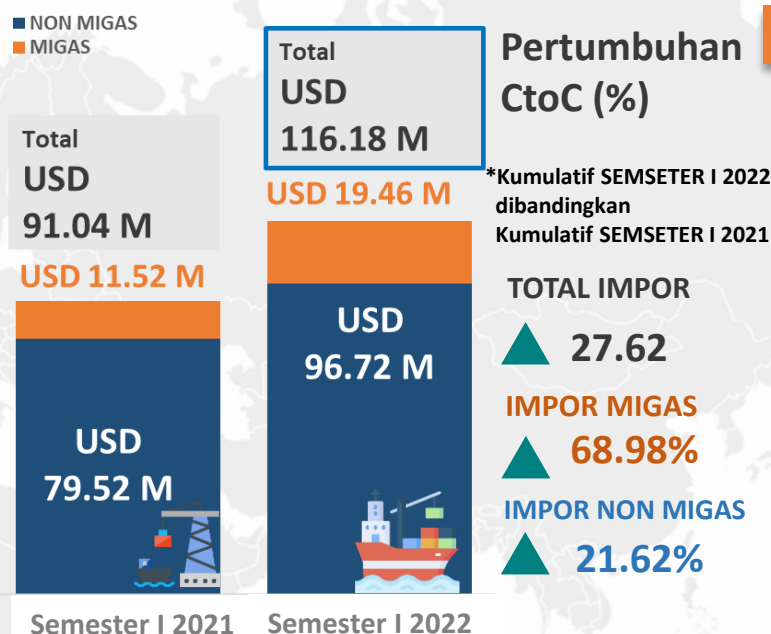
KINERJA EKSPOR SEMESTER I 2022



EKSPOR NON MIGAS TERBESAR



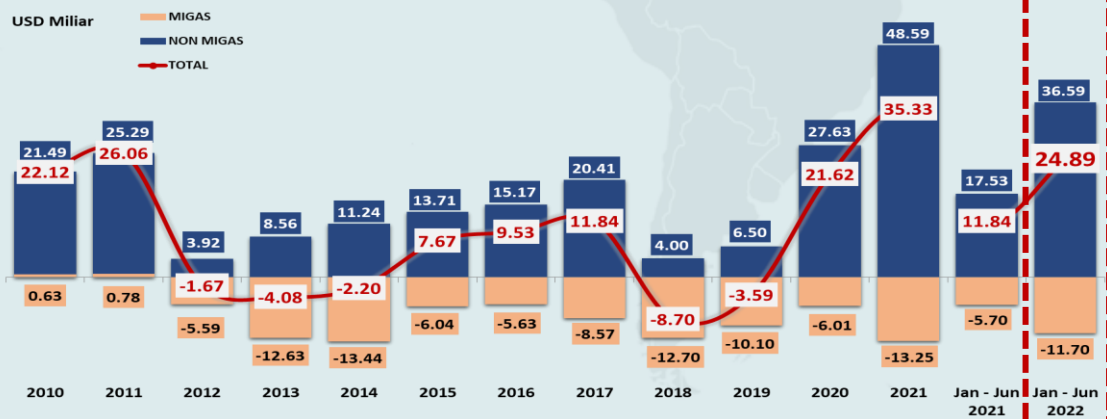
KINERJA IMPOR SEMESTER I 2022



IMPOR NON MIGAS TERBESAR



NERACA PERDAGANGAN INDONESIA, 2010 – SEMESTER I 2022



SURPLUS (Total)

AS USD 5.42 M
 Filipina USD 2.18 M
 India USD 1.87 M

DEFISIT (Total)

RRT USD 2.82 M
 Thailand USD 1.25 M
 Australia USD 1.24 M

NEGARA TUJUAN EKSPOR NONMIGAS SEMESTER I 2022

🇨🇳 RRT USD 27.89 M ▲ 31.02%

🇺🇸 AS USD 14.77 M ▲ 28.10%

🇯🇵 JEPANG USD 10.83 M ▲ 41.91%

🇮🇳 INDIA USD 11.42 M ▲ 105.87%

🇲🇾 MALAYSIA USD 6.99 M ▲ 40.96%

NEGARA ASAL IMPOR NONMIGAS SEMESTER I 2022

🇨🇳 RRT USD 32.08 M ▲ 26.80%

🇯🇵 JEPANG USD 8.35 M ▲ 27.21%

🇹🇭 THAILAND USD 5.83 M ▲ 38.16%

🇰🇷 KORSEL USD 5.05 M ▲ 13.41%

🇸🇬 SINGAPURA USD 4.50 M ▲ 2.12%

*Pertumbuhan CtoC